

---

---

**UNITED STATES**  
**SECURITIES AND EXCHANGE COMMISSION**  
Washington, D.C. 20549

---

**FORM 10-K**

---

✓ ANNUAL REPORT PURSUANT TO SECTION 13 OR 15(d) OF THE SECURITIES EXCHANGE ACT OF 1934

For the fiscal year ended December 31, 2017

or

.. TRANSITION REPORT PURSUANT TO SECTION 13 OR 15(d) OF THE SECURITIES EXCHANGE ACT OF 1934

For the transition period from \_\_\_\_\_ to \_\_\_\_\_.

Commission File Number: 001-36733

---

**AXALTA COATING SYSTEMS LTD.**

(Exact name of registrant as specified in its charter)

---

**Bermuda**  
(State or other jurisdiction of  
incorporation or organization)

**2851**  
(Primary Standard Industrial  
Classification Code Number)  
**Two Commerce Square**  
**2001 Market Street**  
**Suite 3600**  
**Philadelphia, Pennsylvania 19103**  
**(855) 547-1461**

**98-1073028**  
(I.R.S. Employer  
Identification No.)

(Address, including zip code, and telephone number, including area code, of the registrant's principal executive offices)

---

Securities registered pursuant to Section 12(b) of the Act:

**Common Shares, \$1.00 par value**

(title of class)

**New York Stock Exchange**

(Exchange on which registered)

Securities registered pursuant to Section 12(g) of the Act: **None**

Indicate by check mark if the registrant is a well-known seasoned issuer, as defined in Rule 405 of the Securities Act: Yes  No

Indicate by check mark if the registrant is not required to file reports pursuant to Section 13 or 15(d) of the Act: Yes  No

Indicate by check mark whether the registrant (1) has filed all reports required to be filed by Section 13 or 15(d) of the Securities Exchange Act of 1934 during the preceding 12 months (or for such shorter period that the registrant was required to file such reports), and (2) has been subject to such filing requirements for the past 90 days. Yes  No

Indicate by check mark whether the registrant has submitted electronically and posted on its corporate Web site, if any, every Interactive Data File required to be submitted and posted pursuant to Rule 405 of Regulation S-T (§232.405 of this chapter) during the preceding 12 months (or for such shorter period that the registrant was required to submit and post such files). Yes  No

Indicate by check mark if the disclosure of delinquent filers pursuant to Item 405 of Regulation S-K (§229.405 of this chapter) is not contained herein, and will not be contained, to the best of the registrant's knowledge, in definitive proxy or information statements incorporated by reference in Part III of this Form 10-K or any amendment to this Form 10-K.

Indicate by check mark whether the Company is a large accelerated filer, an accelerated filer, a non-accelerated filer, or a smaller reporting company, or an emerging growth company. See definitions of "large accelerated filer," "accelerated filer," and "smaller reporting company" in Rule 12b-2 of the Exchange Act. (Check one): Large accelerated filer  Non-accelerated filer

Accelerated filer  Small reporting company  Emerging growth company

If an emerging growth company, indicate by check mark if the registrant has elected not to use the extended transition period for complying with any new or revised financial accounting standards provided pursuant to Section 13(a) of the Exchange Act

Indicate by a check mark whether the registrant is a shell company (as defined in Rule 12b-2 of the Exchange Act). Yes  No

As of June 30, 2017, the last day of the registrant's most recently completed second fiscal quarter, the aggregate market value of the registrant's common stock held by non-affiliates of the registrant was approximately \$7,729.3 million (based on the closing sale price of the common stock on that date on the New York Stock Exchange).

As of February 15, 2018, there were 245,076,781 shares of the registrant's common shares outstanding.

**DOCUMENTS INCORPORATED BY REFERENCE**

Part III incorporates information by reference from the registrant's Proxy Statement for the 2018 Annual Meeting of the Shareholders. Such proxy statement will be filed with the Securities and Exchange Commission within 120 days of the close of the registrant's fiscal year ended December 31, 2017.

---

---

**Table of Contents**

**PART I**

<b><u>ITEM 1.</u></b>	<a href="#">Business</a>	<a href="#">3</a>
<b><u>ITEM 1A.</u></b>	<a href="#">Risk Factors</a>	<a href="#">12</a>
<b><u>ITEM 1B.</u></b>	<a href="#">Unresolved Staff Comments</a>	<a href="#">29</a>
<b><u>ITEM 2.</u></b>	<a href="#">Properties</a>	<a href="#">29</a>
<b><u>ITEM 3.</u></b>	<a href="#">Legal Proceedings</a>	<a href="#">30</a>
<b><u>ITEM 4.</u></b>	<a href="#">Mine Safety Disclosures</a>	<a href="#">30</a>

**PART II**

<b><u>ITEM 5.</u></b>	<a href="#">Market for Registrant's Common Equity, Related Shareholder Matters and Issuer Purchases of Equity Securities</a>	<a href="#">31</a>
<b><u>ITEM 6.</u></b>	<a href="#">Selected Financial Data</a>	<a href="#">33</a>
<b><u>ITEM 7.</u></b>	<a href="#">Management's Discussion and Analysis of Financial Condition and Results of Operations</a>	<a href="#">36</a>
<b><u>ITEM 7A.</u></b>	<a href="#">Quantitative and Qualitative Disclosures About Market Risk</a>	<a href="#">62</a>
<b><u>ITEM 8.</u></b>	<a href="#">Financial Statements and Supplementary Data</a>	<a href="#">64</a>
<b><u>ITEM 9.</u></b>	<a href="#">Changes in and Disagreements with Accountants on Accounting and Financial Disclosure</a>	<a href="#">116</a>
<b><u>ITEM 9A.</u></b>	<a href="#">Controls and Procedures</a>	<a href="#">117</a>
<b><u>ITEM 9B.</u></b>	<a href="#">Other Information</a>	<a href="#">117</a>

**PART III**

<b><u>ITEM 10.</u></b>	<a href="#">Directors, Executive Officers and Corporate Governance</a>	<a href="#">118</a>
<b><u>ITEM 11.</u></b>	<a href="#">Executive Compensation</a>	<a href="#">118</a>
<b><u>ITEM 12.</u></b>	<a href="#">Security Ownership of Certain Beneficial Owners and Management and Related Shareholder Matters</a>	<a href="#">118</a>
<b><u>ITEM 13.</u></b>	<a href="#">Certain Relationships and Related Transactions and Director Independence</a>	<a href="#">118</a>
<b><u>ITEM 14.</u></b>	<a href="#">Principal Accountant Fees and Services</a>	<a href="#">118</a>

**PART IV**

<b><u>ITEM 15.</u></b>	<a href="#">Exhibits and Financial Statement Schedules</a>	<a href="#">119</a>
<b><u>ITEM 16.</u></b>	<a href="#">Form 10-K Summary</a>	<a href="#">125</a>
	<a href="#">Signatures</a>	<a href="#">126</a>

**PART I**

**ITEM 1. BUSINESS**

Axalta Coating Systems Ltd. ("Axalta," the "Company," "we," "our" and "us"), a Bermuda exempted company formed at the direction of an affiliate of The Carlyle Group L.P. ("Carlyle"), was incorporated on August 24, 2012 for the purpose of consummating the acquisition of DuPont Performance Coatings ("DPC"), a business formerly owned by E. I. du Pont de Nemours and Company ("DuPont"), including certain assets of DPC and all of the capital stock and other equity interests of certain entities engaged in the DPC business (the "Acquisition"). Axalta, through its wholly-owned indirect subsidiaries, acquired DPC on February 1, 2013.

We are a leading global manufacturer, marketer and distributor of high performance coatings systems. We have over a 150-year heritage in the coatings industry and are known for manufacturing high-quality products with well-recognized brands supported by market-leading technology and customer service. Over the course of our history we have remained at the forefront of our industry by continually developing innovative coatings technologies designed to enhance the performance and appearance of our customers' products, while improving their productivity and profitability.


Our diverse global footprint of 49 manufacturing facilities, four technology centers, 47 customer training centers and more than 13,300 employees allows us to meet the needs of customers in over 130 countries. We serve our customer base through an extensive sales force and technical support organization, as well as through approximately 4,000 independent, locally-based distributors. Our scale and strong local presence are critical to our success, allowing us to leverage our technology portfolio and customer relationships globally while meeting customer demands locally.

We operate our business in two operating segments, Performance Coatings and Transportation Coatings, serving four end-markets globally as highlighted below. See the reconciliation and further discussion of Adjusted EBITDA to the closest U.S. GAAP numbers in Item 7 and Note 23 to our consolidated financial statements included elsewhere in this Annual Report on Form 10-K.

<b>Axalta Coating Systems</b> Net Sales: \$4,352.9 million Net Income \$47.7 million Adjusted EBITDA: \$885.2 million Adjusted EBITDA Margin: 20.3%				
<b>Segments</b>	<b>Performance Coatings</b> Net Sales: \$2,675.1 million (61.5% of Sales)		<b>Transportation Coatings</b> Net Sales: \$1,677.8 million (38.5% of Sales)	
<b>End-Markets</b>	<b>Refinish</b> Net Sales: \$1,645.2 million % of Axalta Sales: 37.8%	<b>Industrial</b> Net Sales: \$1,029.9 million % of Axalta Sales: 23.7%	<b>Light Vehicle</b> Net Sales: \$1,322.8 million % of Axalta Sales: 30.4%	<b>Commercial Vehicle</b> Net Sales: \$355.0 million % of Axalta Sales: 8.1%
<b>Focus Areas</b>	<ul style="list-style-type: none"> <li>• Body Shops</li> <li>• Independent shops</li> <li>• Multi-shop operators</li> <li>• Light vehicle dealerships</li> </ul>	<ul style="list-style-type: none"> <li>• General Industrial</li> <li>• Electrical Insulation Systems ("EIS")</li> <li>• Architectural</li> <li>• Transportation</li> <li>• Oil and gas</li> <li>• Coil</li> <li>• Wood</li> </ul>	<ul style="list-style-type: none"> <li>• Automotive Light Vehicle OEMs and suppliers</li> </ul>	<ul style="list-style-type: none"> <li>• Heavy Duty Truck ("HDT")</li> <li>• Bus</li> <li>• Rail</li> <li>• Agricultural, Construction and Earthmoving ("ACE")</li> </ul>

Table above reflects numbers for the year ended December 31, 2017. Adjusted EBITDA Margin is calculated as Adjusted EBITDA divided by Net Sales.

Net sales for our four end-markets and four regions for the year ended December 31, 2017 are highlighted below:

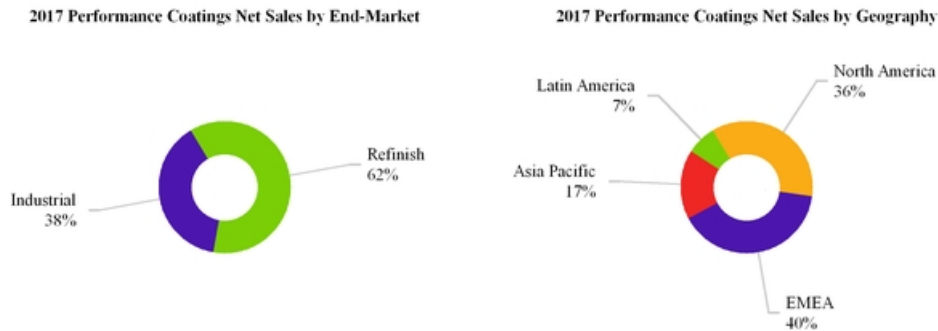


Note: Latin America includes Mexico. EMEA represents Europe, Middle East and Africa.

**SEGMENT OVERVIEW**

**Performance Coatings**

Through our Performance Coatings segment, we provide high-quality liquid and powder coatings solutions to a fragmented and local customer base. We are one of only a few suppliers with the technology to provide precise color matching and highly durable coatings systems. The end-markets within this segment are refinish and industrial.



**Performance Coatings End-Markets**

*Refinish*

Sales in the refinish end-market are driven by the number of vehicle collisions, owners’ propensity to repair their vehicles, the number of miles vehicle owners drive and the size of the car parc. Although refinish coatings typically represent only a small portion of the overall vehicle repair cost, they are critical to the vehicle owner’s satisfaction given their impact on appearance. As a result, body shop operators are most focused on coatings brands with a strong track record of performance and reliability. Body shops look for suppliers and brands with productivity enhancements, regulatory compliance, consistent quality, the presence of ongoing technical support and exact color match technologies. Color matching is a critical component of coatings supplier selection, since inexact matching adversely impacts vehicle appearance and, if repainting is required due to a poor match, can significantly impact the speed and volume of repairs at a given shop.

We develop, market and supply a complete portfolio of innovative coatings systems and color matching technologies to facilitate faster automotive collision repairs relative to competing technologies. Our color matching technology provides Axalta-specific formulations that enable body shops to accurately match thousands of vehicle colors, regardless of vehicle brand, color, age or supplier of the original paint during production. It would be time consuming and costly for a new entrant to create such an extensive color inventory.

*Industrial*

The industrial end-market is comprised of liquid and powder coatings used in a broad array of end-market applications. Within the industrial end-market, we focus on the following:

- *General Industrial*: coatings for a wide and diverse array of applications, including HVAC, shelving, appliances and electrical storage components, metal furniture, and playground equipment as well as ACE, fencing, valves and specialized coatings used for coating the interior of metal drums and packaging.
- *Electrical Insulation Systems*: coatings to insulate copper wire used in motors and transformers and coatings to insulate sheets forming magnetic circuits of motors and transformers, computer elements and other electrical components.
- *Architectural*: exterior powder coatings typically used in the construction of commercial structures, residential windows, doors and cladding.
- *Transportation*: liquid and powder coatings for vehicle components, chassis and wheels to protect against corrosion, provide increased durability and impart appropriate aesthetics.
- *Oil & Gas*: liquid and powder products to coat tanks, pipelines, valves and fittings protecting against chemicals, corrosion and extreme temperatures in the oil & gas industry.
- *Coil*: coatings utilized in various applications such as metal building roof and wall panels, residential and commercial steel roofing, gutters, appliances, lighting, garage and entry doors, HVAC, office furniture and truck trailers.
- *Wood*: coatings utilized in original equipment manufacturers ("OEM") and aftermarket industrial wood markets, including building products, cabinets, flooring and furniture.

Demand in this end-market is driven by a wide variety of macroeconomic factors, such as growth in GDP and industrial production. There has also been an increase in demand for products that enhance environmental sustainability, corrosion resistance and productivity. These global trends are bolstered by regional and industry specific trends. Customers select industrial coatings based on protection, durability and appearance.

*Performance Coatings Products and Brands*

We offer a comprehensive range of specially-formulated waterborne and solventborne products and systems used by the global automotive repair industry to refinish damaged vehicles. Our refinish products and systems include a range of coatings layers required to match the vehicle's color and appearance, producing a repair surface indistinguishable from the adjacent surface.

We provide systems that enable body shops to match more than 190,000 color variations, using a database with more than four million formulations, in the global market. Our color technology is manifested in the pigment technology that goes into our tints, one of the most technologically advanced parts of the refinish coatings system, which makes up the majority of our products in a body shop. We have a large color library and a number of well-known, long-standing premium brands, including Cromax<sup>®</sup>, Standox<sup>®</sup>, Spies Hecker<sup>®</sup>, and our newest mainstream product, Syrox<sup>™</sup>, which was introduced in EMEA in 2016, as well as other regional and local brands.

Our color matching and retrieval systems allow customers to quickly match any color, preventing body shop technicians from having to repeat the color matching process, saving time and materials. The color matching process begins with a technician scanning a damaged vehicle with one of our advanced color matching tools, such as our Acquire Plus EFX<sup>™</sup> hand-held spectrophotometer. The Acquire Plus EFX lens reads the color, evaluating both the unique flake and color characteristics of the specific vehicle. These characteristics may vary significantly, even for vehicles of the same make, model and original color, due to a variety of factors, including a vehicle's age, plant at which it was assembled, weather conditions and operating history. The Acquire Plus EFX electronically connects with our ColorNet<sup>®</sup> database and generates for the paint technician the precise mix of tints and colors needed to recreate that specific color needed for the part being repaired. In addition to the Acquire Plus EFX, we offer customers several other color matching tools, including our VINdicator<sup>®</sup> database, which identifies vehicle color based on its vehicle identification number, and traditional color matching wheels and fan decks.

[Table of Contents](#)

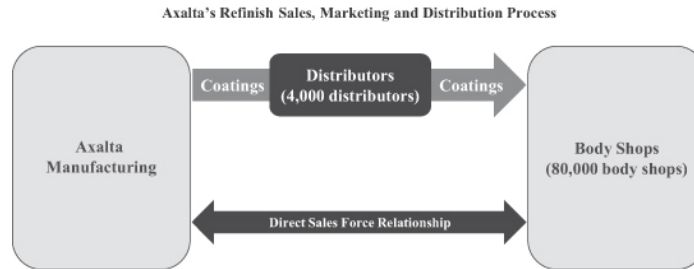
We are also a leading global developer, manufacturer and supplier of functional and decorative liquid and powder coatings for a large number of diversified applications in the industrial end-market. We provide a full portfolio of products for applications including architectural cladding and fittings, automotive coatings, general industrial, job coaters, electrical insulation coatings, HVAC, appliances, aluminum extrusions, rebar and oil & gas pipelines. Through an acquisition completed in 2017, we have also become a leading manufacturer and supplier of wood coatings sold into the building product, cabinet, flooring and furniture end-markets in North America. Our liquid systems are used to provide insulation and corrosion protection for electrical conductors and components, provide chemical resistance for the interiors of metal packaging drums, protect automotive parts and serve as basecoats for alloy and steel wheels. Powder coatings products are often an environmentally responsible, lower cost alternative to liquid coatings. These coatings are typically electrostatically sprayed using a specialized spray gun and cured to create a uniform, high-quality finish. In the oil & gas industry our powder products are used to protect components from corrosion and severe conditions such as extreme temperatures.

Our major industrial brands include Voltatex®, AquaEC™, ZENITH™, Durapon™, Hydropon™ and CeranameI™ for liquid coatings and Alesta®, Nap-Gard®, Abcite® and Plascoat® for powder.

*Performance Coatings Sales, Marketing and Distribution*

We leverage a large global refinish sales and technical support team to effectively serve our broad refinish customer base of approximately 80,000 body shops. The majority of our products are supplied by our network of approximately 4,000 independent local distributors. In select regions, such as in parts of Europe, we also sell directly to customers. Distributors maintain an inventory of our products to fill orders from body shops in their market and assume credit risk and responsibility for logistics, delivery and billing. In certain countries, we utilize importers that buy directly from us and actively market our products to body shops. Our relationships with our top ten distributors are longstanding and continue to contribute to our success in the global refinish market.

Our large sales force manages relationships directly with our customers to drive demand for our products, which in turn are purchased through our distributor network. Due to the local nature of the refinish industry, our sales force operates on a regional/country basis to provide clients with responsive customer service and local insight. As part of their coverage efforts, salespeople introduce new products to body shops and provide technical support and ongoing training. We have 47 customer training centers established globally, which helps to deepen our customer relationships.



Our sales force also helps to drive shop productivity improvements and to install or upgrade body shop color matching and mixing equipment to improve shop profitability. Once a coating and color system is installed, a body shop almost exclusively uses its specific supplier's products. The proprietary nature of a coatings supplier's color systems, the substantial inventory needed to support a body shop and the body shop's familiarity with an established brand lead to high levels of customer retention. Our customer retention rate levels have been and continue to be strong.

To effectively reach our customers in the industrial end-market we generally ship directly and leverage a dedicated sales force and technical service team that operates on a regional basis. We are one of only three truly global powder coatings producers that can satisfy the needs and specifications of a customer in multiple regions of the world, while maximizing productivity from the broad scale and scope of our operations.

*Performance Coatings Customers*

Within our Performance Coatings segment, we sell coatings to customers in more than 130 countries. Our top ten customers accounted for approximately 18% of our Performance Coatings net sales during the year ended December 31, 2017.

In our industrial and refinish end-markets we serve a broad, fragmented customer base. Our industrial end-market is comprised of a wide variety of industrial manufacturers, while our refinish end-market is comprised of approximately 80,000 body shops, including:

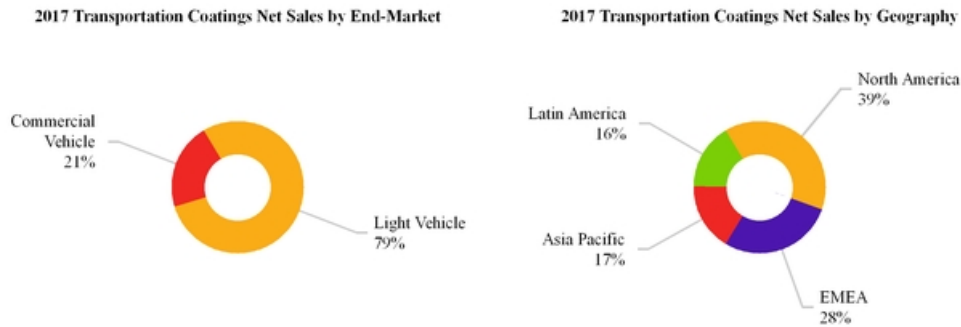
- *Independent Body Shops*: Single location body shops that utilize premium, mainstream or economy brands based on the local market.
- *Multi-Shop Operators ("MSOs")*: Body shops with more than one location focused on providing premium paint jobs with industry leading efficiency. MSOs use premium/mainstream coatings and state-of-the-art painting technology to increase shop productivity, allowing them to repair more vehicles faster.
- *Original Equipment Manufacturer ("OEM") Dealership Body Shops*: High-productivity body shops, located in OEM car dealerships, that operate like MSOs and provide premium services to customers using premium/mainstream coatings.

*Performance Coatings Competition*

Our primary competitors in the refinish end-market include PPG, BASF and Akzo Nobel, but we also compete against regional players in local markets. Similarly, in the industrial end-market, we compete against multi-national suppliers, such as Akzo Nobel, PPG, Sherwin-Williams and BASF, and regional players in local markets. We are one of the few performance coatings companies that can provide the customer service, technology, color design capability and product performance necessary to deliver exceptional value to our customers.

**Transportation Coatings**

Through our Transportation Coatings segment, we provide advanced coating technologies to OEMs of light and commercial vehicles. These increasingly global customers require a high level of technical support coupled with cost-effective, environmentally responsible coatings systems that can be applied with a high degree of precision, consistency and speed.



**Transportation Coatings End-Markets**

*Light Vehicle*

Demand for light vehicle products is driven by the production of light vehicles in a particular region. Light vehicle OEMs select coatings providers on the basis of their global ability to deliver advanced technological solutions that improve exterior appearance and durability and provide long-term corrosion protection. Customers also look for suppliers that can enhance process efficiency to reduce overall manufacturing costs and provide on-site technical support. Rigorous environmental and durability testing as well as obtaining engineering approvals are also key criteria used by global light vehicle OEMs when selecting coatings providers. Globally integrated suppliers are important because they offer products with consistent standards across regions and are able to deliver high-quality products in sufficient quantity while meeting OEM service requirements. Our global scale, differentiated technology platform and customer focus, including on-site support, position us to be a global partner and solutions provider to the most discerning and demanding light vehicle OEMs. We are one of the few coatings producers that can provide OEMs with global product specifications, standardized color development, compatibility with an ever-increasing number of substrates, increasingly complex colors and environmentally responsible coatings while continuing to simplify and reduce steps in the coatings application process.

### *Commercial Vehicle*

Sales in the commercial vehicle end-market are generated from a variety of applications, including non-automotive transportation (*e.g.*, HDT, bus and rail) and ACE, as well as related markets such as trailers, recreational vehicles and personal sport vehicles. This end-market is primarily driven by global commercial vehicle production, which is influenced by overall economic activity, government infrastructure spending, equipment replacement cycles and evolving environmental standards.

Commercial vehicle OEMs select coatings providers on the basis of their ability to consistently deliver advanced technological solutions that improve exterior appearance, protection and durability and provide extensive color libraries and matching capabilities at the lowest total cost-in-use, while meeting stringent environmental requirements. Particularly for HDT applications, truck owners demand a greater variety of custom colors and advanced product technologies to enable custom designs. Our strong market position and growth are driven by our ability to provide customers with our market-leading brand, Imron<sup>®</sup>, as well as leveraging our global product lines, regional knowledge and service. Additionally, to capture further growth we are launching a new suite of products to meet our customers' evolving needs.

### *Transportation Coatings Products and Brands*

We develop and supply a complete coatings product line for light vehicle OEMs for the original coating of new vehicles. Products are designed to enhance the styling and appearance of a vehicle's exterior while providing protection from the elements, extending the life of the vehicle. Widely recognized in the industry for our advanced and patented technologies, our products not only increase productivity and profitability for OEMs but also produce attractive and durable finishes. Our light vehicle coatings portfolio is one of the broadest in the industry.

The coatings operation is a critical component of the vehicle assembly process, requiring a high degree of precision and speed. The paint shop process typically includes a dip process, three application zones and three high-temperature ovens that cure each coating layer at temperatures ranging from 320°F to 400°F (*i.e.*, "high bake"). Our key products consist of the four main coatings layers: electrocoat (AquaEC<sup>™</sup>), primer (HyperDur<sup>™</sup>), basecoat (ChromaDyne<sup>™</sup>) and clearcoat (Lumeera<sup>™</sup>).

The coatings process accounts for a majority of the total energy consumed during the vehicle manufacturing process. As a result, we have developed Harmonized Coating Technologies<sup>™</sup>, including 3-Wet, Eco-Concept and 2-Wet Monocoat, that help our OEM customers lower costs by reducing energy consumption while increasing productivity.

OEMs are also increasingly looking to reduce the weight of vehicles in response to increasing vehicle emissions and fuel consumption regulations. As a result, OEMs are constructing vehicle platforms using a variety of new materials in addition to steel and plastic, including aluminum, carbon fiber and other substrates, each of which requires specialized coatings formulations to create a uniform color and finish. We continue to innovate with our OEM customers in driving this trend, as evidenced by use of our coatings on their flagship vehicle platforms.

We also develop and supply a wide array of coatings systems for a broad range of commercial applications including HDT, bus, rail and ACE. These products simultaneously enhance aesthetic appearance and provide protection from the elements. We meet the demands of commercial vehicle customers with our extensive offering of over 73,000 different colors. In the HDT market, because the metal and composite components are painted simultaneously in an automatic process, most truck OEMs use low bake coatings to ensure that the plastic composite parts on a truck's exterior do not deform during the process. Truck owners demand a wide variety of custom colors that are formulated using a combination of on-site mixing machines at the OEM or direct shipments of premixed high volume colors from us. Our commercial vehicle brands include Imron, Imron ExcelPro, Imron Elite, Centari<sup>®</sup>, Rival<sup>®</sup>, Corlar<sup>®</sup> epoxy undercoats and AquaEC.

### *Transportation Coatings Sales, Marketing and Distribution*

We have full-time technical representatives stationed at OEM facilities around the world. These on-site representatives provide customer support, monitor the painting process and track paint demand at each assembly plant. Monitoring OEM line performance in real-time allows our technical support teams to help improve paint department operating efficiency and provide performance feedback to our formulating chemists and paint manufacturing teams. Our customer technical support representatives also help OEMs manage their physical inventory by forecasting facility coatings demand based on the customer's build schedule.

We sell and ship products directly to light vehicle OEM customers in each of our four regions coordinated via a global point of contact for each customer and assist OEMs with on-site customer support. Located in 13 countries, our manufacturing facilities provide a local presence that enables us to cultivate strong relationships, gain intimate customer knowledge, provide superior technical support to our key customers and maintain "just-in-time" product delivery capabilities critical to OEMs. Our local presence also allows us to quickly react to changing local dynamics, offer high-quality products and provide excellent customer service.



In the commercial vehicle end-market, we employ a dedicated sales and technical service team to support our diverse customer base, including a direct sales force supporting the HDT market. We ship our coatings directly to commercial vehicle OEMs and provide on-site technical service representatives that play an important role by helping optimize the painting process and by providing responsive customer support.

#### *Transportation Coatings Customers*

We provide our products to light and commercial vehicle customers at over 200 assembly plants worldwide, including nine of the top ten global automotive manufacturers. We have a stable customer base with several relationships dating back approximately 90 years and believe we are well positioned with the fastest growing OEMs in both the developed and emerging markets. Our top ten customers accounted for approximately 73% of our Transportation Coatings net sales during the year ended December 31, 2017.

#### *Transportation Coatings Competition*

We primarily compete against large multi-national suppliers such as PPG and BASF in the light and commercial vehicle end-markets. Additionally, we compete against certain regional players in Asia Pacific. With our state-of-the-art coatings solutions and local presence in key OEM markets, we are one of the few competitors in the industry that offers global manufacturers the combination of high-quality products, personalized, top-rate technical service and short lead-times for product delivery.

### **KEY RAW MATERIALS**

We use thousands of different raw materials, which fall into seven broad categories: liquid resins, powder resins, pigments, solvents, monomers, isocyanates and additives. On average, our total raw material spend represents between 45% and 55% of our cost of sales. We purchase raw materials from a diverse group of suppliers, with our top ten suppliers representing approximately 37% of our 2017 spending on raw materials.

Approximately 67% of the raw materials we procure are derived from crude oil and natural gas. While prices for these raw materials fluctuate with energy prices, such fluctuations are somewhat mitigated by the fact that the majority of our raw materials are fourth to sixth generation derivatives of crude oil and natural gas. The dynamics of supply and demand play a much more critical role in our cost of raw materials than just the price of crude oil. Non-petrochemical based inputs such as minerals that are used to manufacture coating pigments are not significantly affected by volatility in crude oil prices but tend to be impacted by the supply-demand dynamics of their industry.

Historically, to manage raw material volatility, we have used a combination of price increases to customers and, in limited circumstances, contractual raw material recovery mechanisms. Since 2001, our company's variable cost of sales has remained stable between 36% and 42% of net sales.

### **RESEARCH AND DEVELOPMENT**

Our focus on technology has allowed us to proactively provide customers with next-generation offerings that enhance product performance, improve productivity and satisfy increasingly strict environmental regulations. Since our entry into the coatings industry over 150 years ago, we believe we have consistently been at the forefront of coatings technology innovation. These innovations have played a fundamental role in our ability to maintain and grow our global market share as well as deliver substantial financial returns.

We believe that we are a technology leader well positioned to benefit from continued industry shifts in customer needs. Our markets are amongst the most demanding in the coatings industry with high levels of product performance that continuously evolves, with increasing expectations for productivity on customer lines and with environmentally responsible products. Our technology development is led by a highly experienced and educated workforce that is focused on new product development, color development, technical customer support and improving our manufacturing processes. As such, our technology development covers two critical interrelated aspects for us, research and development as well as technical support and manufacturing. In total, as of December 31, 2017, we have approximately 1,400 employees dedicated to technology development. For the years ended December 31, 2017, 2016 and 2015, our total technology costs incurred were \$180.5 million, \$179.8 million and \$169.0 million, respectively, of which research and development expenses were \$65.3 million, \$57.7 million and \$51.6 million, respectively, with the balances recorded within selling, general and administrative expenses. We operate four major technology centers throughout the world where we develop and align our technology investments with regional business needs complemented by over 30 regional laboratories which provide local connection to our global customer base.

## **PATENTS, LICENSES AND TRADEMARKS**

As of December 31, 2017, we had a portfolio of 774 issued patents and more than 400 trademarks. We actively apply for and obtain U.S. and foreign patents and trademarks on new products and process innovations and as of December 31, 2017, 194 patent applications were pending throughout the world.

Our primary purpose in obtaining patents is to protect the results of our research for use in operations and licensing. We are also party to a substantial number of patent licenses and other technology agreements. We have a significant number of trademarks and trademark registrations in the United States and in other countries, as described below.

We own or otherwise have rights to the trademarks, service marks, copyrights and trade names used in conjunction with the marketing and sale of our products and services. These trademarks include Abcite<sup>®</sup>, Alesta<sup>®</sup>, AquaEC<sup>®</sup>, Audurra<sup>™</sup>, Centari<sup>®</sup>, Ceranamel<sup>®</sup>, Challenger<sup>™</sup>, Chemophan<sup>™</sup>, ColorNet<sup>®</sup>, Corlar<sup>®</sup>, Cromax<sup>®</sup>, Cromax Mosaic<sup>®</sup>, Durapon 70<sup>®</sup>, Duxone<sup>™</sup>, Harmonized Coating Technologies<sup>®</sup>, Hydropon<sup>™</sup>, Imron<sup>®</sup>, Imron Elite<sup>™</sup>, Imron ExcelPro<sup>™</sup>, Lutophen<sup>™</sup>, Nap-Gard<sup>®</sup>, Nason<sup>®</sup>, Rival<sup>®</sup>, Spies Hecker<sup>®</sup>, Standox<sup>®</sup>, Stollaquid<sup>™</sup>, Syntopal<sup>™</sup>, Syrox<sup>™</sup>, Vermeera<sup>®</sup> and Voltatex<sup>®</sup>, which are protected under applicable intellectual property laws and are the property of us and our subsidiaries.

Although we consider that our patents, licenses and trademarks in the aggregate constitute a valuable asset, we do not regard our business as being materially dependent on any single or group of related patents, licenses or trademarks.

## **JOINT VENTURES**

We are party to 11 joint ventures, five of which are focused on the industrial end-market. We are the majority shareholder, exercise control and consolidate all but three of our joint ventures. Our fully consolidated joint venture-related net sales were \$296.0 million, \$231.7 million and \$204.5 million for the years ended December 31, 2017, 2016 and 2015, respectively. See Part I, Item 1A, "Risk Factors—Risks Related to our Business—Risks Related to Other Aspects of our Business—Our joint ventures may not operate according to our business strategy if our joint venture partners fail to fulfill their obligations."

## **EMPLOYEES**

As of December 31, 2017, we had approximately 13,300 employees located throughout the world consisting of sales, technical, manufacturing operations, supply chain and customer service personnel.

As of December 31, 2017, approximately 41% of our employees globally were covered by organized labor agreements, including works councils, with fewer than 50 employees in the United States covered by organized labor agreements. We consider our employee relations to be good overall.

## **ENVIRONMENTAL, HEALTH AND SAFETY**

We are committed to environmental stewardship and to health, safety and sustainability excellence in our global operations. We understand that industrial manufacturing processes can pose impacts to the environment and safety risks to our employees and others when not managed properly. We operate in compliance with applicable laws and regulations around the world which govern the protection of the environment and health and safety of our employees and neighboring communities, including the discharge of pollutants to air and water and the management and disposal of hazardous substances.

Safety is integrated into the way we do business. Our safety program is structured on the foundation that every employee is engaged in and committed to improving operating practices. One of Axalta's key objectives is the continued progress toward reducing employee injuries and illnesses worldwide. When health and safety incidents do occur, we strive to determine the causes and eliminate the potential for future similar incidents. In 2017, Axalta's injury and illness performance resulted in a 0.45 OSHA Recordable Incident Rate, compared to the 1.2 OSHA Recordable Incident Rate for the General Chemical Industry (according to the US Bureau of Labor Statistics 2016 data).

Our Environment, Health, Safety (EHS) and Sustainability policies are a key element of the foundation upon which we develop, market, manufacture, and distribute products and services to our global customers. In 2017 we established a Board-level committee responsible for our policies, performance, strategy and compliance matters related to EHS and sustainability. We operate our manufacturing facilities using a common set of internal standards applicable to our business. These standards support the advancement of each site's performance, while building capability and consistency across all levels of the organization. We believe that all our manufacturing and distribution facilities are operated in compliance in all known material respects to existing environmental requirements, including the operating permits required thereunder at our facilities.

Many of our manufacturing sites have a long history of industrial operations and cleanup is or may be required at a number of these locations. Although we are indemnified by DuPont for certain environmental liabilities and we do not expect outstanding cleanup obligations to have a material impact on our financial position, the ultimate cost of cleanup is subject to a number of variables and difficult to accurately predict. We may also incur significant additional costs as a result of contamination that is discovered and/or cleanup obligations that are imposed at these or other properties in the future.

During 2016, Axalta achieved a global, multi-site certification for RC14001. This certification incorporates the elements of the American Chemistry Council's Responsible Care Program including product safety and compliance, process safety and security, as well as the ISO 14001 certification specifically related to our environmental stewardship program.

**WHERE YOU CAN FIND MORE INFORMATION**

Our website address is [www.axaltacs.com](http://www.axaltacs.com). We post, and shareholders may access without charge, our recent filings and any amendments thereto of our annual reports on Form 10-K, quarterly reports on Form 10-Q and proxy statements as soon as reasonably practicable after such reports are filed with the Securities and Exchange Commission ("SEC"). We also post all financial press releases, including earnings releases, to our website. All other reports filed or furnished to the SEC on the SEC's website, [www.sec.gov](http://www.sec.gov), including current reports on Form 8-K, are available via direct link on our website. Reference to our and the SEC's websites herein do not incorporate by reference any information contained on those websites and such information should not be considered part of this Form 10-K.

## ITEM 1A. RISK FACTORS

*As a global manufacturer, marketer and distributor of high performance coatings systems, we operate in a business environment that includes risks. These risks are not unlike the risks we have faced in the recent past nor are they unlike risks faced by our competitors. If any of the events contemplated by the following discussion of risks should occur, our business, results of operations, financial condition and cash flows could suffer significantly. While the factors listed here are considered to be the more significant factors, they should not be considered to be a complete statement of all potential risks and uncertainties. Unlisted factors may present significant additional obstacles which may adversely affect our businesses and our results of operations.*

### Risks Related to our Business

#### Risks Related to Execution of our Strategic and Operating Plans

***Our business performance is impacted by economic conditions and, particularly, by conditions in the light vehicle and commercial vehicle end-markets. Adverse developments in the global economy, in regional economies or in the light vehicle and commercial vehicle end-markets could adversely affect our business, financial condition and results of operations.***

The growth of our business and demand for our products is affected by changes in the health of the overall global economy, regional economies and, in particular, the light vehicle and commercial vehicle end-markets. Our business is adversely affected by decreases in the general level of global economic activity, such as decreases in business and consumer spending, construction activity and industrial manufacturing. Economic developments affect businesses such as ours in a number of ways. For example, a tightening of credit in financial markets could adversely affect the ability of our customers and suppliers to obtain financing for significant purchases and operations, could result in a decrease in or cancellation of orders for our products and services and could impact the ability of our customers to make payments owed to us. Similarly, a tightening of credit in financial markets could adversely affect our supplier base and increase the potential for one or more of our suppliers to experience financial distress or bankruptcy.

***Our financial position, results of operations and cash flows could be materially adversely affected by difficult economic conditions and/or significant volatility in the capital, credit and commodities markets.***

Several of the end-markets we serve are cyclical, and macroeconomic and other factors beyond our control could reduce demand from these end-markets for our products, materially adversely affecting our business, financial condition and results of operations. Weak economic conditions could depress new car sales and/or production, reducing demand for our light vehicle OEM coatings and limit the growth of the car parc. These factors could, in turn, cause a related decline in demand for our automotive refinish coatings because, as the age of a vehicle increases, the propensity of car owners to pay for cosmetic repairs generally decreases. Also, during difficult economic times, car owners may refrain from seeking repairs for their damaged vehicles. Similarly, periods of reduced global economic activity could hinder global industrial output, which could decrease demand for our industrial and commercial coating products.

Our global business is adversely affected by decreases in the general level of economic activity, such as decreases in business and consumer spending, construction activity and industrial manufacturing. Disruptions in the United States, Europe or other economies, or weakening of emerging markets, such as Brazil or China, could adversely affect our sales, profitability and/or liquidity.

***We may be unable to successfully execute on our growth initiatives, business strategies or operating plans.***

We are executing on a number of growth initiatives, strategies and operating plans designed to enhance our business. For example, we are undertaking certain operational improvement initiatives with respect to realigning our manufacturing facilities in multiple regions. In 2017, we began our realignment by shutting down two facilities and adding two facilities which are smaller and more agile to meet our customers' requirements. We will continue this realignment in the coming years. We are also growing our sales force in emerging markets and end-markets where we are underrepresented. The anticipated benefits from these efforts are based on several assumptions that may prove to be inaccurate. A variety of risks could cause us not to realize some or all of the expected benefits. These risks include, among others, delays in the anticipated timing of activities related to such growth initiatives, strategies and operating plans; increased difficulty and cost in implementing these efforts; and the incurrence of other unexpected costs associated with operating the business. Further, our continued implementation of these programs may disrupt our operations and performance. As a result, we cannot assure you that we will realize these benefits. If, for any reason, the benefits we realize are less than our estimates or the implementation of these growth initiatives, strategies and operating plans adversely affect our operations or cost more or take longer to effectuate than we expect, or if our assumptions prove inaccurate, our results of operations may be materially adversely affected.

***Increased competition may adversely affect our business, financial condition and results of operations.***

We face substantial competition from many international, national, regional and local competitors of various sizes in the manufacturing, distribution and sale of our coatings and related products. Some of our competitors are larger than us and have greater financial resources than we do. Other competitors are smaller and may be able to offer more specialized products. We believe that technology, product quality, product innovation, breadth of product line, technical expertise, distribution, service, local presence and price are the key competitive factors for our business. Competition in any of these areas may reduce our net sales and adversely affect our earnings or cash flow by resulting in decreased sales volumes, reduced prices and increased costs of manufacturing, distributing and selling our products.

***Weather conditions may reduce the demand for some of our products and could have a negative effect on our business, financial condition and results of operations.***

From time to time, weather conditions have an adverse effect on our sales of coatings and related products. For example, unusually mild weather during winter months may lead to fewer vehicle collisions, reducing market demand for our refinish coatings. Conversely, harsh weather conditions or severe storms can force our customers to reduce or suspend operations, thereby reducing the amount of products they purchase from us. Any such reductions in customer purchases could have a material adverse effect on our business, financial condition and results of operations.

***Improved safety features on vehicles and insurance company influence may reduce the demand for some of our products and could have a negative effect on our business, financial condition and results of operations.***

Vehicle manufacturers continue to develop new safety features such as collision avoidance technology and self-driving vehicles that may reduce vehicle collisions in the future, potentially negatively impacting demand for our refinish coatings. In addition, insurance companies may influence vehicle owners to use body shops that do not use our products, which could also potentially negatively impact demand for our refinish coatings. Any resulting reduction in demand for our refinish coatings could have a material adverse effect on our business, financial condition and results of operations.

***The loss of or reduced purchases by any of our largest customers, or the consolidation of MSOs, distributors and/or body shops, could adversely affect our business, financial condition and results of operations.***

We have some customers that purchase a large amount of products from us and we are also reliant on distributors to assist us in selling our products. Our largest single customer accounted for approximately 6.7% of our 2017 net sales and our largest distributor accounted for approximately 4.4% of our 2017 net sales. Consolidation of any of our customers, including MSOs, distributors and body shops, could decrease our customer base and impact our results of operations if the resulting business chooses to use one of our competitors for the consolidated business. The loss of any of our large customers or significant changes in their level of purchases, as a result of changes in business conditions, working capital levels, product requirements, consolidation or otherwise, could have a material adverse effect on our business, financial condition and results of operations.

***We rely on our distributor network and third-party delivery services for the distribution and export of certain of our products. A significant disruption in these services or significant increases in prices for those services may disrupt our ability to export material or increase our costs.***

We ship a significant portion of our products to our customers through our distributor network as well as independent third-party delivery companies. If any of our key distributors or third-party delivery providers experiences a significant disruption such that our products cannot be delivered in a timely fashion or such that we incur additional shipping costs that we could not pass on to our customers, our costs may increase and our relationships with certain of our customers may be adversely affected. In addition, if our distributors or third-party delivery providers increase prices and we are not able to pass along these increases to customers, find comparable alternatives or adjust our delivery network, our business, financial condition and results of operations could be adversely affected.

***We take on credit risk exposure from our customers in the ordinary course of our business.***

We routinely offer customers pre-bates, loans and other financial incentives to purchase our products. These arrangements generally obligate the customer to purchase products from us and/or repay us for products over time. In the event that a customer is unwilling or unable to fulfill its obligations under these arrangements, we may incur a financial loss. In addition, in the ordinary course of our business, we guarantee certain of our customers' obligations to third parties. Any default by our customers on their obligations could force us to make payments to the applicable creditor. It is possible that customer defaults on obligations owed to us and on third-party obligations that we have guaranteed could be significant, which could have a material adverse effect on our business, financial condition and results of operations.

***Price increases or interruptions in the supply of raw materials could have a significant impact on our ability to grow or sustain earnings.***

Our manufacturing processes consume significant amounts of raw materials, the costs of which are subject to worldwide supply and demand as well as other factors beyond our control. We use a significant amount of raw materials derived from crude oil and natural gas. As a result, volatile oil and gas prices can cause significant variations in our raw materials costs, affecting our operating results. In rising raw material price environments, we may be unable to pass along these increased costs to our customers. In declining raw material price environments, customers may seek price concessions from us greater than any raw material cost savings we realize. If we are not able to fully offset the effects of higher raw materials costs, or if customers demand greater raw material price concessions than we obtain in low raw material cost environments, our financial results could deteriorate. In addition to the risks associated with raw materials prices, supplier capacity constraints, supplier production disruptions or the unavailability of certain raw materials could result in supply imbalances that may have a material adverse effect on our business, financial condition and results of operations.

***Failure to develop and market new products and manage product life cycles could impact our competitive position and have a material adverse effect on our business, financial condition and results of operations.***

Our operating results are largely dependent on our development and management of our portfolio of current, new and developing products and services as well as our ability to bring those products and services to market. We plan to grow our business by focusing on developing and marketing our solutions to meet increasing demand for productivity. Our ability to execute this strategy and our other growth plans successfully could be adversely affected by difficulties or delays in product development, such as the inability to identify viable new products, successfully complete research and development, obtain relevant regulatory approvals, effectively manage our manufacturing process or costs, obtain intellectual property protection, or gain market acceptance of new products and services. Because of the lengthy and costly development process, technological challenges and intense competition, we cannot assure you that any of the products we are currently developing, or that we may develop in the future, will achieve substantial commercial success. For example, in addition to developing technologically advanced products, commercial success of those products will depend on customer acceptance and implementation of those products. A failure to develop commercially successful products or to develop additional uses for existing products could materially adversely affect our business, financial results or results of operations. Further, sales of our new products could replace sales of some of our current products, offsetting the benefit of even a successful product introduction.

***Our business, financial condition and results of operations could be adversely impacted by business disruptions and security threats.***

Business disruptions, including supply disruptions, increasing costs for energy, temporary plant and/or power outages could harm our operations as well as the operations of our customers, distributors or suppliers. We face security threats and risks of security breaches to our facilities. Although it is impossible to predict the occurrence or consequences of business disruptions or security threats, they could harm our reputation, subject us to material liabilities, result in reduced demand for our products, make it difficult or impossible for us to deliver products to our customers or distributors or to receive raw materials from suppliers and create delays and inefficiencies in our supply chain.

***Our information technology systems are subject to security risks.***

We rely on information technology systems to conduct business. Information security risks have generally increased in recent years because of the proliferation of new technologies and the increased sophistication and activities of cyber attackers. In addition, by utilizing third parties to perform certain business and administrative functions, we may be exposed to greater risk of data security breaches. Our information technology systems may be susceptible to damage, disruptions or shutdowns due to power outages, hardware failures, computer viruses, attacks by computer hackers, telecommunication failures, user errors, catastrophes or other unforeseen events. Any such event relating to our systems (or the systems of third parties that we rely on), could result in theft, misuse, modification or destruction of information, including trade secrets and confidential business information, and cause business disruptions, reputational damage and third-party claims, any of which could have a material adverse effect on our business, financial condition or results of operations. While we have designed and implemented controls to restrict access to our data and information technology infrastructure, it is still vulnerable to unauthorized access through cyber attacks, theft and other security breaches. These types of attacks have been attempted against our systems from time to time, and our protective measures may not be adequate to ensure that our operations will not be disrupted, should another such an event occur in the future.

***Our ability to conduct our business might be negatively impacted if we experience difficulties with outsourcing and similar third-party relationships.***

We outsource certain business and administrative functions and rely on third parties to perform certain services on our behalf. We may do so increasingly in the future. If we fail to develop and implement our outsourcing strategies, such strategies prove to be ineffective or fail to provide expected cost savings, or our third party providers fail to perform as anticipated, we may experience operational difficulties, increased costs, reputational damage and a loss of business that may have a material adverse effect on our business, financial condition and results of operations.

**Risks Related to our Global Operations**

***As a global business, we are subject to risks associated with our non-U.S. operations that are not present in the United States.***

We conduct our business on a global basis, with approximately 67% of our 2017 net sales occurring outside the United States. We anticipate that international sales will continue to represent a substantial portion of our net sales and that our strategy for continued growth and profitability will entail further international expansion, particularly in emerging markets. Changes in local and regional economic conditions could affect product demand in our non-U.S. operations. Specifically, our financial results could be affected by changes in trade, monetary and fiscal policies, laws and regulations, or other activities of U.S. and non-U.S. governments, agencies and similar organizations. These conditions include, but are not limited to, changes in a country's or region's social, economic or political conditions, trade regulations affecting production, pricing and marketing of products, local labor conditions and regulations, reduced protection of intellectual property rights in some countries, changes in the regulatory or legal environment, restrictions on currency exchange activities, burdensome taxes and tariffs and other trade barriers, as well as the imposition of economic or other trade sanctions, each of which could impact our ability to do business in certain jurisdictions or with certain persons. For example, if the U.S. withdraws from or engages in renegotiation of trade agreements such as the North American Free Trade Agreement, or more aggressively prosecutes trade disputes with countries like China, our ability to do business and execute our growth strategies could be adversely affected. Our international operations also present risks associated with terrorism, political hostilities, war and other civil disturbances, the occurrence of which could lead to reduced net sales and profitability. Our international sales and operations are also sensitive to changes in foreign national priorities, including government budgets.

Our day-to-day operations outside the United States are subject to cultural and language barriers and the need to adopt different business practices in different geographic areas. In addition, we are required to create compensation programs, employment policies and other administrative programs that comply with the laws of multiple countries. We also must communicate and monitor standards and directives across our global operations. Our failure to successfully manage our geographically diverse operations could impair our ability to react quickly to changing business and market conditions and to enforce compliance with non-U.S. standards and procedures.

Any payment of distributions, loans or advances to and from our subsidiaries could be subject to restrictions on or taxation of, dividends or repatriation of earnings under applicable local law, monetary transfer restrictions, foreign currency exchange regulations in the jurisdictions in which our subsidiaries operate or other restrictions imposed by current or future agreements, including debt instruments, to which our non-U.S. subsidiaries may be a party. In particular, our operations in Brazil, China and India where we maintain local currency cash balances are subject to import authorization or pricing controls.

***Currency risk may adversely affect our financial condition and cash flows.***

We derive a significant portion of our net sales from outside the United States and conduct our business and incur costs in the local currency of most countries in which we operate. Because our financial statements are presented in U.S. dollars, we must translate our financial results as well as assets and liabilities into U.S. dollars for financial statement reporting purposes at exchange rates in effect during or at the end of each reporting period, as applicable. Therefore, increases or decreases in the value of the U.S. dollar against other currencies in countries where we operate will affect our results of operations and the value of balance sheet items denominated in foreign currencies. In particular, we are exposed to the Euro, the Brazilian real, the Chinese yuan, the British pound, the Mexican peso and the Russian ruble. For example, unfavorable movement in the Euro negatively impacted our results of operations in prior periods and a further decline of the Euro could affect future periods. Furthermore, many of our local businesses import or buy raw materials in a currency other than their functional currency, which can impact the operating results for these operations if we are unable to mitigate the impact of the currency exchange fluctuations. We cannot accurately predict the effects of exchange rate fluctuations upon our future operating results because of the number of currencies involved, the variability of currency exposures and the potential volatility of currency exchange rates. Accordingly, fluctuations in foreign exchange rates may have an adverse effect on our financial condition and cash flows.

***Terrorist acts, conflicts, wars and natural disasters may materially adversely affect our business, financial condition and results of operations.***

As a multinational company with a large international footprint, we are subject to increased risk of damage or disruption to us, our employees, facilities, partners, suppliers, distributors, resellers or customers due to terrorist acts, conflicts, wars, adverse weather conditions, natural disasters, power outages, pandemics or other public health crises and environmental incidents, wherever located around the world. The potential for future terrorist attacks and natural disasters, the national and international responses to terrorist attacks and natural disasters or perceived threats to national security and other actual or potential conflicts or wars may create economic and political uncertainties. In addition, as a multinational company with headquarters and significant operations located in the United States, actions against or by the United States could result in a decrease in demand for our products, make it difficult or impossible to deliver products to our customers or to receive components from our suppliers, create delays and inefficiencies in our supply chain and pose risks to our employees, resulting in the need to impose travel restrictions. A catastrophic loss of the use of all or a portion of one of our key manufacturing facilities due to accident, labor issues, weather conditions, acts of war, political unrest, geopolitical risk, terrorist activity, natural disaster or otherwise, whether short- or long-term, and any interruption in production capability could require us to make substantial capital expenditures to remedy the situation, which could negatively affect our business, financial condition and results of operations.

***The results of the United Kingdom's referendum on withdrawal from the European Union may have a negative effect on global economic conditions, financial markets and our business.***

In June 2016, a majority of voters in the United Kingdom elected to withdraw from the European Union ("EU") in a national referendum. The referendum was advisory, and the terms of any withdrawal are subject to a negotiation period that could last at least two years after the government of the United Kingdom formally initiates a withdrawal process. Nevertheless, the referendum has created significant uncertainty about the future relationship between the United Kingdom and the European Union, including with respect to the laws and regulations that will apply as the United Kingdom determines which European Union laws to replace or replicate in the event of a withdrawal. The referendum has also given rise to calls for the governments of other European Union member states to consider withdrawal. We have substantial R&D and manufacturing operations in Europe and a significant portion of our business involves cross border transactions throughout the region. We cannot predict how the British referendum or similar votes by other European Union member states will impact our operations and business. In addition, these developments, or the perception that any of them could occur, have caused and may continue to cause significant volatility in the global financial markets as well as business conditions in Europe and beyond. This volatility may significantly reduce global market liquidity and restrict the ability of key market participants to operate in certain financial markets. Any of these factors could depress economic activity and restrict our access to capital, which could have a material adverse effect on our business, financial condition and results of operations and reduce the price of our common shares.



## **Risks Related to Legal and Regulatory Compliance and Litigation**

***Our failure to comply with the anti-corruption laws of the United States and various international jurisdictions could negatively impact our reputation and results of operations.***

Doing business on a global basis requires us to comply with the laws and regulations of the U.S. government and those of various international and sub-national jurisdictions, and our failure to successfully comply with these rules and regulations may expose us to liabilities. These laws and regulations apply to companies, individual directors, officers, employees and agents, and may restrict our operations, trade practices, investment decisions and partnering activities. In particular, our international operations are subject to U.S. and foreign anti-corruption laws and regulations, such as the U.S. Foreign Corrupt Practices Act (the "FCPA"), the United Kingdom Bribery Act 2010 (the "Bribery Act") as well as anti-corruption laws of the various jurisdictions in which we operate. The FCPA, the Bribery Act and other laws prohibit us and our officers, directors, employees and agents acting on our behalf from corruptly offering, promising, authorizing or providing anything of value to foreign officials for the purposes of influencing official decisions or obtaining or retaining business or otherwise obtaining favorable treatment. As part of our business, we deal with state-owned business enterprises, the employees and representatives of which may be considered foreign officials for purposes of the FCPA or the Bribery Act. We are subject to the jurisdiction of various governments and regulatory agencies outside of the United States, which may bring our personnel into contact with foreign officials responsible for issuing or renewing permits, licenses or approvals or for enforcing other governmental regulations. In addition, some of the international locations in which we operate lack a developed legal system and have elevated levels of corruption. Our global operations expose us to the risk of violating, or being accused of violating, the foregoing or other anti-corruption laws. Such violations could be punishable by criminal fines, imprisonment, civil penalties, disgorgement of profits, injunctions and exclusion from government contracts, as well as other remedial measures. Investigations of alleged violations can be very expensive, disruptive and damaging to our reputation. Although we have implemented anti-corruption policies and procedures and introduced training since becoming an independent company, there can be no guarantee that these policies, procedures and training will effectively prevent violations by our employees or representatives in the future. Additionally, we face a risk that our distributors and other business partners may violate the FCPA, the Bribery Act or similar laws or regulations. Such violations could expose us to FCPA and Bribery Act liability and/or our reputation may potentially be harmed by their violations and resulting sanctions and fines.

***Our international operations require us to comply with anti-terrorism laws and regulations and applicable trade embargoes.***

We are subject to trade and economic sanctions laws and other restrictions on international trade. The U.S. and other governments and their agencies impose sanctions and embargoes on certain countries, their governments and designated parties. In the United States, the economic and trade sanctions programs are principally administered and enforced by the U.S. Treasury Department's Office of Foreign Assets Control. If we fail to comply with these laws, we could be subject to civil or criminal penalties, other remedial measures and legal expenses, which could adversely affect our business, financial condition and results of operations. Although we have implemented trade-related policies and procedures and introduced training since becoming an independent company, we cannot assure you that such policies, procedures and training will effectively prevent violations in the future, particularly as the scope of certain laws may be unclear and may be subject to changing interpretations.

We cannot predict the nature, scope or effect of future regulatory requirements to which our international sales and manufacturing operations might be subject or the manner in which existing laws might be administered or interpreted. Future regulations could limit the countries in which some of our products may be manufactured or sold, or could restrict our access to, or increase the cost of obtaining, products from foreign sources. The occurrence of any of the foregoing could have a material adverse effect on our business, financial condition and results of operations.

***We are subject to complex and evolving data privacy laws.***

Our business is subject to complex and evolving U.S. and foreign laws and regulations regarding privacy, data protection and other matters. We could be liable for loss or misuse of our customers' personal information and/or our employee's personally-identifiable information if we fail to prevent or mitigate such misuse or breach. Although we have developed systems and processes that are designed to protect customer and employee information and prevent misuse of such information and other security breaches, failure to prevent or mitigate such misuse or breaches may affect our reputation and operating results negatively and may require significant management time and attention.

***As a result of our current and past operations and/or products, including operations and/or products related to our businesses prior to the Acquisition, we could incur significant environmental liabilities and costs.***

We are subject to various laws and regulations around the world governing the protection of the environment and health and safety, including the discharge of pollutants to air and water and the management and disposal of hazardous substances. These laws and regulations not only govern our current operations and products, but also impose potential liability on us for our or our predecessors' past operations. We could incur fines, penalties and other sanctions as a result of violations of such laws and regulations. In addition, as a result of our operations and/or products, including our past operations and/or products related to our businesses prior to the Acquisition, we could incur substantial costs, including costs relating to remediation and restoration activities and third-party claims for property damage or personal injury. The ultimate costs under environmental laws and the timing of these costs are difficult to accurately predict. Our accruals for costs and liabilities at sites where contamination is being investigated or remediated may not be adequate because the estimates on which the accruals are based depend on a number of factors including the nature of the matter, the complexity of the site, site geology, the nature and extent of contamination, the type of remedy, the outcome of discussions with regulatory agencies and, at multi-party sites, other Potentially Responsible Parties ("PRPs") and the number and financial viability of other PRPs. Additional contamination may also be identified, and/or additional cleanup obligations may be incurred, at these or other sites in the future. For example, periodic monitoring or investigation activities are ongoing at a number of our sites where contaminants have been detected or are suspected, and we may incur additional costs if more active or extensive remediation is required. In addition, in connection with the Acquisition, DuPont has, subject to certain exceptions and exclusions, agreed to indemnify us for certain liabilities relating to environmental remediation obligations and certain claims relating to the exposure to hazardous substances and products manufactured prior to our separation from DuPont. We could incur material additional costs if DuPont fails to meet its obligations, if the indemnification proves insufficient or if we otherwise are unable to recover costs associated with such liabilities. The costs of our current operations complying with complex environmental laws and regulations, as well as internal voluntary programs, are significant and will continue to be so for the foreseeable future as environmental regulations become more stringent. These laws and regulations also change frequently, and we may incur additional costs complying with stricter environmental requirements that are promulgated in the future. Concerns over global climate change as well as more frequent and severe weather events have also promoted a number of legal and regulatory measures as well as social initiatives intended to reduce greenhouse gas and other carbon emissions. We cannot predict the impact that changing climate conditions or more frequent and severe weather events, if any, will have on our business, results of operations or financial condition. Moreover, we cannot predict how legal, regulatory and social responses to concerns about global climate change will impact our business.

***As a producer of coatings, we transport certain materials that are inherently hazardous due to their toxic nature.***

In our business, we handle and transport hazardous materials. If mishandled or released into the environment, these materials could cause substantial property damage or personal injuries resulting in significant legal claims against us. In addition, evolving regulations concerning the handling and transportation of certain materials could result in increased future capital or operating costs.

***Our results of operations could be adversely affected by litigation.***

We face risks arising from various litigation matters that have been asserted against us or that may be asserted against us in the future, including, but not limited to, claims for product liability, patent and trademark infringement, antitrust, warranty, contract and third party property damage or personal injury. For instance, we have noted a nationwide trend in purported class actions against chemical manufacturers generally seeking relief such as medical monitoring, property damages, off-site remediation and punitive damages arising from alleged environmental torts without claiming present personal injuries. We have also noted a trend in public and private nuisance suits being filed on behalf of states, counties, cities and utilities alleging harm to the general public. In addition, various factors or developments can lead to changes in current estimates of liabilities such as a final adverse judgment, significant settlement or changes in applicable law. A future adverse ruling or unfavorable development could result in future charges that could have a material adverse effect on us. An adverse outcome in any one or more of these matters could be material to our business, financial condition and results of operations. In particular, product liability claims, regardless of their merits, could be costly, divert management's attention and adversely affect our reputation and demand for our products.

#### **Risks Related to Human Resources**

***We may not be able to recruit and retain the experienced and skilled personnel we need to compete.***

Our future success depends on our ability to attract, retain, develop and motivate highly skilled personnel. We must have talented personnel to succeed and competition for senior management in our industry is intense. Our ability to meet our performance goals depends upon the personal efforts and abilities of the principal members of our senior management who provide strategic direction, develop our business, manage our operations and maintain a cohesive and stable work environment. We cannot assure you that we will retain or successfully recruit senior executives, or that their services will remain available to us.

We rely on qualified managers and skilled employees, such as scientists, with technical and manufacturing industry experience in order to operate our business successfully. From time to time, there may be a shortage of skilled labor, which may make it more difficult and expensive for us to attract and retain qualified employees. If we are unable to attract and retain sufficient numbers of qualified individuals or our costs to do so increase significantly, our operations could be materially adversely affected.

***If we are required to make unexpected payments to any pension plans applicable to our employees, our financial condition may be adversely affected.***

We have defined benefit pension plans in which many of our current and former employees outside the United States participate or have participated. Many of these plans are underfunded or unfunded and the liabilities in relation to these plans will need to be satisfied as they mature from our operating reserves. In jurisdictions where the defined benefit pension plans are intended to be funded with assets in a trust or other funding vehicle, the liabilities exceed the corresponding assets in many of the plans. Various factors, such as changes in actuarial estimates and assumptions (including as to life expectancy, discount rates and rate of return on assets) as well as actual return on assets, can increase the expenses and liabilities of the defined benefit pension plans. The assets and liabilities of the plans must be valued from time to time under applicable funding rules and as a result we may be required to increase the cash payments we make in relation to these defined benefit pension plans.

Our financial condition and results of operations may be adversely affected to the extent that we are required to make any additional payments to any relevant defined benefit pension plans in excess of the amounts assumed in our current projections and assumptions or report higher pension plan expenses under relevant accounting rules.

***We are subject to work stoppages, union negotiations, labor disputes and other matters associated with our labor force, which may adversely impact our operations and cause us to incur incremental costs.***

Many of our employees globally are in unions or otherwise covered by labor agreements, including works councils. As of December 31, 2017, approximately 0.1% of our U.S. workforce was unionized and approximately 55% of our workforce outside the United States was unionized or otherwise covered by labor agreements. Consequently, we may be subject to potential union campaigns, work stoppages, union negotiations and other potential labor disputes. Additionally, negotiations with unions or works councils in connection with existing labor agreements may result in significant increases in our cost of labor, divert management's attention away from operating our business or break down and result in the disruption of our operations. The occurrence of any of the preceding outcomes could impair our ability to manufacture our products and result in increased costs and/or decreased operating results. Further, we may be impacted by work stoppages at our suppliers or customers that are beyond our control.

#### **Risks Related to Intellectual Property**

***Our inability to protect and enforce our intellectual property rights could adversely affect our financial results.***

Intellectual property rights both in the United States and in foreign countries, including patents, trade secrets, confidential information, trademarks and trade names, are important to our business and will be critical to our ability to grow and succeed in the future. We make strategic decisions on whether to apply for intellectual property protection and what kind of protection to pursue based on a cost benefit analysis. While we endeavor to protect our intellectual property rights in certain jurisdictions in which our products are produced or used and in jurisdictions into which our products are imported, the decision to file for intellectual property protection is made on a case-by-case basis. Because of the differences in foreign trademark, patent and other laws concerning proprietary rights, our intellectual property rights may not receive the same degree of protection in foreign countries as they would in the United States. Our failure to obtain or maintain adequate protection of our intellectual property rights for any reason could have a material adverse effect on our business, financial condition and results of operations.

We have applied for patent protection relating to certain existing and proposed products, processes and services in certain jurisdictions. While we generally consider applying for patents in those countries where we intend to make, have made, use or sell patented products, we may not accurately assess all of the countries where patent protection will ultimately be desirable. If we fail to timely file a patent application in any such country, we may be precluded from doing so at a later date. Furthermore, we cannot assure you that our pending patent applications will not be challenged by third parties or that such applications will eventually be issued by the applicable patent offices as patents. We also cannot assure you that the patents issued as a result of our foreign patent applications will have the same scope of coverage as our U.S. patents. It is possible that only a limited number of the pending patent applications will result in issued patents, which may have a materially adverse effect on our business and results of operations.

The patents we own could be challenged, invalidated or circumvented by others and may not be of sufficient scope or strength to provide us with any meaningful protection or commercial advantage. Furthermore, our existing patents are subject to challenges from third parties that may result in invalidations and will all eventually expire, after which we will not be able to prevent our competitors from using our previously patented technologies, which could materially adversely affect our competitive advantage stemming from those products and technologies. We also cannot assure you that competitors will not infringe our patents, or that we will have adequate resources to enforce our patents.

We also rely on unpatented proprietary technology. It is possible that others will independently develop the same or similar technology or otherwise obtain access to our unpatented technology. To protect our trade secrets and other proprietary information, we require certain employees, consultants, advisors and collaborators to enter into confidentiality agreements as we deem appropriate. We cannot assure you that we will be able to enter into these confidentiality agreements or that these agreements will provide meaningful protection for our trade secrets, know-how or other proprietary information in the event of any unauthorized use, misappropriation or disclosure of such trade secrets, know-how or other proprietary information. If we are unable to maintain the proprietary nature of our technologies, we could be materially adversely affected.

We rely on our trademarks, trade names and brand names to distinguish our products from the products of our competitors, and have registered or applied to register many of these trademarks. We cannot assure you that our trademark applications will be approved. Third parties may also oppose our trademark applications, or otherwise challenge our use of the trademarks. In the event that our trademarks are successfully challenged, we could be forced to rebrand our products, which could result in loss of brand recognition, and could require us to devote resources to advertising and marketing new brands. Further, we cannot assure you that competitors will not infringe our trademarks, or that we will have adequate resources to enforce our trademarks. We also license third parties to use our trademarks. In an effort to preserve our trademark rights, we enter into license agreements with these third parties that govern the use of our trademarks and contain limitations on their use. Although we make efforts to police the use of our trademarks by our licensees, we cannot assure you that these efforts will be sufficient to ensure that our licensees abide by the terms of their licenses. In the event that our licensees fail to do so, our trademark rights could be diluted.

***If we are sued for infringing intellectual property rights of third parties, it may be costly and time consuming, and an unfavorable outcome in any litigation could harm our business.***

We cannot assure you that our activities will not, unintentionally or otherwise, infringe on the patents, trademarks or other intellectual property rights owned by others. We may spend significant time and effort and incur significant litigation costs if we are required to defend ourselves against intellectual property rights claims brought against us, regardless of whether the claims have merit. If we are found to have infringed on the patents, trademarks or other intellectual property rights of others, we may be subject to substantial claims for damages, which could materially impact our cash flow, business, financial condition and results of operations. We may also be required to cease development, use or sale of the relevant products or processes, or we may be required to obtain a license on the disputed rights, which may not be available on commercially reasonable terms, if at all.

#### **Risks Related to Other Aspects of our Business**

***We may continue to engage in acquisitions and divestitures, and may encounter difficulties integrating acquired businesses with, or disposing of divested businesses from, our current operations and, as a result, we may not realize the anticipated benefits of these acquisitions and divestitures.***

We may continue to seek to grow through strategic acquisitions, joint ventures or other arrangements. Our due diligence reviews in these transactions may not identify all of the material issues necessary to accurately estimate the cost or potential loss contingencies with respect to a particular transaction, including potential exposure to regulatory sanctions resulting from a counterparty's previous activities. We may incur unanticipated costs or expenses, including post-closing asset impairment charges, expenses associated with eliminating duplicate facilities, litigation and other liabilities. We may also face regulatory scrutiny as a result of perceived concentration in certain markets, which could cause additional delay or prevent us from completing certain acquisitions that would be beneficial to our business. We may also encounter difficulties in integrating acquisitions with our operations, applying our internal controls processes to these acquisitions or in managing strategic investments. Additionally, we may not achieve the benefits we anticipate when we first enter into a transaction in the amount or on the timeframe anticipated. Any of the foregoing could adversely affect our business and results of operations. In addition, accounting requirements relating to business combinations, including the requirement to expense certain acquisition costs as incurred, may cause us to experience greater earnings volatility and generally lower earnings during periods in which we acquire new businesses. Furthermore, we may make strategic divestitures from time to time. These divestitures may result in continued financial involvement in the divested businesses, such as through indemnities, guarantees or other financial arrangements. These arrangements could result in financial obligations imposed upon us and could affect our future financial condition and results of operations. Acquisitions and divestitures may also require us to devote significant internal resources and could divert management's attention away from operating our business.

***Our joint ventures may not operate according to our business strategy if our joint venture partners fail to fulfill their obligations.***

As part of our business, we have entered into certain joint venture arrangements, and may enter into additional joint venture arrangements in the future. The nature of a joint venture requires us to share control over significant decisions with unaffiliated third parties. Since we may not exercise control over our current or future joint ventures, we may not be able to require our joint ventures to take actions that we believe are necessary to implement our business strategy. Additionally, differences in views among joint venture participants may result in delayed decisions or failures to agree on major issues. If these differences cause the joint ventures to deviate from our business strategy, our results of operations could be materially adversely affected.

***The insurance we maintain may not fully cover all potential exposures.***

Our product liability, property, business interruption and casualty insurance coverages may not cover all risks associated with the operation of our business and may not be sufficient to offset the costs of any losses, lost sales or increased costs experienced during business interruptions. For some risks, we may elect not to obtain insurance. As a result of market conditions, premiums and deductibles for certain insurance policies can increase substantially and, in some instances, certain insurance policies may become unavailable or available only for reduced amounts of coverage. As a result, we may not be able to renew our insurance policies or procure other desirable insurance on commercially reasonable terms, if at all. Losses and liabilities from uninsured or underinsured events and delay in the payment of insurance proceeds could have a material adverse effect on our business, financial condition and results of operations.

***We may need to recognize impairment charges related to goodwill, identifiable intangible assets and fixed assets.***

Under the acquisition method of accounting, net assets acquired are recorded at fair value as of the acquisition date, with any excess purchase price allocated to goodwill. Our acquisitions have resulted in significant balances of goodwill and identifiable intangible assets. There is significant judgment required in the analysis of a potential impairment of goodwill, identified intangible assets and fixed assets. If, as a result of a general economic slowdown, deterioration in one or more of the markets in which we operate or impairment in our financial performance and/or future outlook, the estimated fair value of our long-lived assets decreases, we may determine that one or more of our long-lived assets is impaired. An impairment charge would be determined based on the estimated fair value of the assets and any such impairment charge could have a material adverse effect on our results of operations and financial position.

***Our Predecessor financial information may not be comparable to the Successor financial information.***

Our Predecessor financial information may not reflect what our results of operations and cash flows would have been had we been a separate, standalone entity during those periods and may not be indicative of what our results of operations and cash flows will be in the future. As a result, you have limited information on which to evaluate our business. This is primarily because:

- Our Predecessor combined financial information has been derived from the financial statements and accounting records of DuPont and reflects assumptions made by DuPont. Those assumptions and allocations may be different from the comparable expenses we would have incurred as a standalone company;
- Certain general corporate expenses were historically allocated to the Predecessor period by DuPont that, while reasonable, may not be indicative of the actual expenses that would have been incurred had we been operating as a standalone company, nor are they indicative of the costs that will be incurred in the future as a standalone company;
- Our working capital requirements historically were satisfied as part of DuPont's corporate-wide cash management policies. Since becoming a standalone company, we no longer rely on DuPont for working capital. In connection with the Acquisition, we incurred a large amount of indebtedness and will therefore assume significant debt service costs. As a result, our cost of debt and capitalization is significantly different from that reflected in the Predecessor financial information; and
- Following the Acquisition, we have experienced increases in our costs, including the cost to establish an appropriate accounting and reporting system, debt service obligations, providing healthcare and other costs of being a standalone company.

***DuPont's potential breach of its obligations in connection with the Acquisition, including failure to comply with its indemnification obligations, may materially affect our business and operating results.***

Although the Acquisition closed on February 1, 2013, DuPont still has performance obligations to us, including fulfilling indemnification requirements. We could incur material additional costs if DuPont fails to meet its obligations or if we otherwise are unable to recover costs associated with such liabilities.

***We may be subject to changes in our tax rates and the adoption of tax legislation or exposure to additional tax liabilities that may adversely affect our results of operations.***

We are subject to taxes in the U.S. and non-U.S. jurisdictions where our subsidiaries are organized. Due to economic and political conditions, tax rates in various jurisdictions may be subject to significant change. Our future effective tax rates could be affected by changes in the mix of earnings in countries with differing statutory tax rates, changes in the valuation of deferred tax assets and liabilities, changes in available tax credits or tax deductions and changes in tax laws or their interpretation, such as interpretations as to the legality of tax advantages granted under the EU state aid rules. Our tax returns and other tax matters are subject to examination by local tax authorities and governmental bodies. We regularly assess the likelihood of an adverse outcome resulting from these examinations to determine the adequacy of our provision for taxes. There can be no assurance as to the outcome of these examinations. If our effective tax rates were to increase, or if the ultimate determination of the taxes owed by us is for an amount in excess of amounts previously accrued, our operating results, cash flows and financial condition could be adversely affected.

On December 22, 2017, the U.S. Tax Cuts and Jobs Act ("U.S. TCJA") legislation was enacted into law, which significantly revises the U.S. Internal Revenue Code of 1986, as amended. While our current tax accounting and future expectations are provisional and based on our present understanding of the provisions under the U.S. TCJA, further interpretive guidance of the U.S. TCJA's provisions could result in further adjustments that could have an impact on our future results of operations, cash flows or financial positions. In addition, it is uncertain if and to what extent various states and localities will conform to the newly enacted federal tax law.

*If we are treated as a financial institution under FATCA, withholding tax may be imposed on payments on our common shares.*

Sections 1471 through 1474 of the U.S. Internal Revenue Code of 1986, as amended (the "Code"), and applicable Treasury Regulations commonly referred to as "FATCA" may impose 30% withholding on "foreign passthru payments" made by a "foreign financial institution" (as defined in the Code) that has entered into an agreement with the U.S. Internal Revenue Service to perform certain diligence and reporting obligations with respect to the foreign financial institution's U.S.-owned accounts. Such withholding on "foreign passthru payments" will apply from January 1, 2019 at the earliest. The applicable Treasury Regulations treat an entity as a "financial institution" if it is a holding company formed in connection with or availed of by a private equity fund or other similar investment vehicle established with an investment strategy of investing, reinvesting or trading in financial assets. The term "foreign passthru payment" is currently not defined. The United States has entered into an intergovernmental agreement (an "IGA") with Bermuda, which modifies the FATCA withholding regime described above. It is not clear whether we would be treated as a financial institution subject to the diligence, reporting and withholding obligations under FATCA or the Bermuda IGA. Furthermore, it is not yet clear how the Bermuda IGA will address foreign passthru payments. Prospective investors should consult their tax advisors regarding the potential impact of FATCA, the Bermuda IGA and any non-U.S. legislation implementing FATCA, on their investment in our common shares.

*We may be classified as a passive foreign investment company, which could result in adverse U.S. federal income tax consequences to U.S. holders of our common shares.*

Based on the market price of our common shares and the composition of our income, assets and operations, we do not expect to be treated as a passive foreign investment company ("PFIC") for U.S. federal income tax purposes for the current taxable year or in the foreseeable future. However, the application of the PFIC rules is subject to uncertainty in several respects, and we cannot assure you the U.S. Internal Revenue Service will not take a contrary position. Furthermore, this is a factual determination that must be made annually after the close of each taxable year. If we are a PFIC for any taxable year during which a U.S. person holds our common shares, certain adverse U.S. federal income tax consequences could apply to such U.S. person.

#### **Risks Related to our Indebtedness**

*Our substantial indebtedness could adversely affect our ability to raise additional capital to fund our operations, limit our ability to react to changes in the economy and our industry, expose us to interest rate risk to the extent of our variable rate debt and prevent us from meeting our obligations with respect to our indebtedness.*

As of December 31, 2017, we had approximately \$3.9 billion of indebtedness on a consolidated basis, including \$500.0 million of our 2024 Dollar Senior Notes (as defined herein), \$399.7 million of our 2024 Euro Senior Notes (as defined herein), \$536.9 million of our 2025 Euro Senior Notes (as defined herein), \$1,960.0 million of the 2024 Dollar Term Loan facility (as defined herein) and \$472.5 million of the 2023 Euro Term Loan facility (as defined herein). In addition, as of December 31, 2017, we had approximately \$364.5 million in borrowing capacity available under our Revolving Credit Facility, after giving effect to \$35.5 million of outstanding letters of credit. As of December 31, 2017, we were in compliance with all of the covenants under our outstanding debt instruments.

Our substantial indebtedness could have important consequences to you. For example, it could:

- limit our ability to obtain additional financing to fund future working capital, capital expenditures, acquisitions, general corporate purposes or other purposes;
- require us to devote a substantial portion of our annual cash flow to the payment of interest on our indebtedness;
- expose us to the risk of increased interest rates as, over the term of our debt, the interest cost on a significant portion of our indebtedness is subject to changes in interest rates;
- hinder our ability to adjust rapidly to changing market conditions;
- limit our ability to secure adequate bank financing in the future with reasonable terms and conditions or at all; and
- increase our vulnerability to and limit our flexibility in planning for, or reacting to, a potential downturn in general economic conditions or in one or more of our businesses.

We are more leveraged than some of our competitors, which could adversely affect our business plans. A relatively greater portion of our cash flow is used to service debt and other financial obligations. This reduces the funds we have available for working capital, capital expenditures, acquisitions and other purposes and may make it more difficult for us to borrow in the future. Similarly, our relatively greater leverage increases our vulnerability to, and limits our flexibility in planning for, adverse economic and industry conditions and creates other competitive disadvantages compared with other companies with relatively less leverage.

In addition, the indentures governing the New Senior Notes (as defined herein) and the agreements governing our Senior Secured Credit Facilities (as defined herein) contain affirmative and negative covenants that limit our and certain of our subsidiaries' ability to engage in activities that may be in our long-term best interests. Our failure to comply with those covenants could result in an event of default that, if not cured or waived, could result in the acceleration of all of our debts.

***To service all of our indebtedness, we will require a significant amount of cash and our ability to generate cash depends on many factors beyond our control.***

Our operations are conducted through our subsidiaries and our ability to make cash payments on our indebtedness will depend on the earnings and the distribution of funds from our subsidiaries. None of our subsidiaries, however, is obligated to make funds available to us for payment on our indebtedness. Further, the terms of the instruments governing our indebtedness significantly restrict our subsidiaries from paying dividends and otherwise transferring assets to us. Our ability to make cash payments on and refinance our debt obligations, to fund planned capital expenditures and to meet other cash requirements will depend on our financial condition and operating performance, which are subject to prevailing economic and competitive conditions and to financial, business, legislative, regulatory and other factors beyond our control. We might not be able to maintain a level of cash flows from operating activities sufficient to permit us to pay the principal, premium, if any, and interest on our indebtedness.

Our business may not generate sufficient cash flow from operations and future borrowings may not be available under our Senior Secured Credit Facilities in an amount sufficient to enable us to pay our indebtedness, or to fund our other liquidity needs, including planned capital expenditures. In such circumstances, we may need to refinance all or a portion of our indebtedness on or before maturity. We may not be able to refinance any of our indebtedness on commercially reasonable terms or at all. If we cannot service our indebtedness, we may have to take actions such as selling assets, issuing additional equity or reducing or delaying capital expenditures, strategic acquisitions, investments and alliances. Such actions, if necessary, may not be effected on commercially reasonable terms or at all. The instruments governing our indebtedness restrict our ability to sell assets and our use of the proceeds from such sales, and we may not be able to consummate those dispositions or to obtain proceeds in an amount sufficient to meet any debt service obligations then due.

If we are unable to generate sufficient cash flow or are otherwise unable to obtain funds necessary to meet required payments of principal, premium, if any, and interest on our indebtedness, or if we otherwise fail to comply with the various covenants in the instruments governing our indebtedness, we could be in default under the terms of the agreements governing such indebtedness. In the event of such default, the holders of such indebtedness could elect to declare all the funds borrowed thereunder to be due and payable, together with accrued and unpaid interest, the lenders under our Revolving Credit Facility could elect to terminate their commitments thereunder, cease making further loans and institute foreclosure proceedings against our assets, and we could be forced into bankruptcy or liquidation. If our operating performance declines, we may in the future need to obtain waivers from the required lenders under the credit agreement governing our Senior Secured Credit Facilities or the indentures governing the New Senior Notes to avoid being in default. If we breach our covenants under our Senior Secured Credit Facilities or New Senior Notes or we are in default thereunder and seek a waiver, we may not be able to obtain a waiver from the required lenders. If this occurs, we would be in default under the credit agreement governing our Senior Secured Credit Facilities and our New Senior Notes, the lenders could exercise their rights, as described above, and we could be forced into bankruptcy or liquidation.

***Despite our current level of indebtedness and restrictive covenants, we and our subsidiaries may incur additional indebtedness or we may pay dividends in the future. This could further exacerbate the risks associated with our substantial financial leverage.***

We and our subsidiaries may incur significant additional indebtedness under the agreements governing our indebtedness. Although the indentures governing the New Senior Notes and the credit agreement governing our Senior Secured Credit Facilities contain restrictions on the incurrence of additional indebtedness, these restrictions are subject to a number of thresholds, qualifications and exceptions, and the additional indebtedness incurred in compliance with these restrictions could be substantial. Additionally, these restrictions also will not prevent us from incurring obligations that, although preferential to our common shares in terms of payment, do not constitute indebtedness. As of December 31, 2017, we had \$364.5 million of additional borrowing capacity under our Revolving Credit Facility, after giving effect to \$35.5 million of outstanding letters of credit.

In addition, if new debt is added to our and/or our subsidiaries' debt levels, the related risks that we now face as a result of our leverage would intensify. See Part II, Item 7, "Management's Discussion and Analysis of Financial Condition and Results of Operations—Liquidity and Capital Resources—Financial Condition."

***We are dependent upon our lenders for financing to execute our business strategy and meet our liquidity needs. If our lenders are unable or unwilling to fund borrowings under their credit commitments or we are unable to borrow, it could negatively impact our business.***

We are dependent upon our lenders for financing to execute our business strategy and meet our liquidity needs. If our lenders are unable to fund borrowings under their credit commitments or we are unable to borrow from them for any reason, our business could be negatively impacted. During periods of volatile credit markets, there is risk that any lenders, even those with strong balance sheets and sound lending practices, could fail or refuse to honor their legal commitments and obligations under existing credit commitments, including, but not limited to, extending credit up to the maximum permitted by a credit facility, allowing access to additional credit features and otherwise accessing capital and/or honoring loan commitments. If our lenders are unable or unwilling to fund borrowings under their revolving credit commitments or we are unable to borrow from them, it could be difficult in such environments to obtain sufficient liquidity to meet our operational needs.

***Our ability to obtain additional capital on commercially reasonable terms may be limited.***

Although we believe our cash and cash equivalents, together with cash we expect to generate from operations and unused capacity available under our Revolving Credit Facility, provide adequate resources to fund ongoing operating requirements, we may need to seek additional financing to compete effectively.

If we are unable to obtain capital on commercially reasonable terms, it could:

- reduce funds available to us for purposes such as working capital, capital expenditures, research and development, strategic acquisitions and other general corporate purposes;
- restrict our ability to introduce new products or exploit business opportunities;
- increase our vulnerability to economic downturns and competitive pressures in the markets in which we operate; and
- place us at a competitive disadvantage.



***Difficult and volatile conditions in the capital, credit and commodities markets and in the overall economy could have a material adverse effect on our financial position, results of operations and cash flows.***

Difficult global economic conditions, including concerns about sovereign debt and significant volatility in the capital, credit and commodities markets, could have a material adverse effect on our financial position, results of operations and cash flows. These global economic factors, combined with low levels of business and consumer confidence and high levels of unemployment in certain parts of the world, have precipitated a slow recovery from the global recession and concern about a return to recessionary conditions. The difficult conditions in these markets and the overall economy affect our business in a number of ways. For example:

- as a result of the volatility in commodity prices, we may encounter difficulty in achieving sustained market acceptance of past or future price increases, which could have a material adverse effect on our financial position, results of operations and cash flows;
- under difficult market conditions there can be no assurance that borrowings under our Revolving Credit Facility would be available or sufficient, and in such a case, we may not be able to successfully obtain additional financing on reasonable terms, or at all;
- in order to respond to market conditions, we may need to seek waivers from various provisions in the credit agreement governing our Senior Secured Credit Facilities or the indentures governing the New Senior Notes, and in such case, there can be no assurance that we can obtain such waivers at a reasonable cost, if at all;
- market conditions could cause the counterparties to the derivative financial instruments we may use to hedge our exposure to interest rate, commodity or currency fluctuations to experience financial difficulties and, as a result, our efforts to hedge these exposures could prove unsuccessful and, furthermore, our ability to engage in additional hedging activities may decrease or become more costly; and
- market conditions could result in our key customers experiencing financial difficulties and/or electing to limit spending, which in turn could result in decreased sales and earnings for us.

In general, downturns in economic conditions can cause fluctuations in demand for our and our customers' products, product prices, volumes and margins. Future economic conditions may not be favorable to our industry and future growth in demand for our products, if any, may not be sufficient to alleviate any existing or future conditions of excess industry capacity. A decline in the demand for our products or a shift to lower-margin products due to deteriorating economic conditions could have a material adverse effect on our financial condition and results of operations and could also result in impairments of certain of our assets. We do not know if market conditions or the state of the overall economy will continue to improve in the near future. We cannot provide assurance that a continuation of current economic conditions or a further economic downturn in one or more of the geographic regions in which we sell our products would not have a material adverse effect on our business, financial condition and results of operations.

***Our debt obligations may limit our flexibility in managing our business.***

The indentures governing our New Senior Notes and the credit agreement governing our Senior Secured Credit Facilities require us to comply with a number of customary financial and other covenants, such as maintaining leverage ratios in certain situations and maintaining insurance coverage. See Part II, Item 7, "Management's Discussion and Analysis of Financial Condition and Results of Operations—Liquidity and Capital Resources—Financial Condition." These covenants may limit our flexibility in our operations, and breaches of these covenants could result in defaults under the instruments governing the applicable indebtedness even if we had satisfied our payment obligations. If we were to default on the indentures governing our New Senior Notes, the credit agreement governing our Senior Secured Credit Facilities or other debt instruments, our financial condition and liquidity would be adversely affected.

## Risks Related to Ownership of our Common Shares

*Axalta Coating Systems Ltd. is a holding company with no operations of its own. Because our operations are conducted almost entirely through our subsidiaries and joint ventures, we are largely dependent on our receipt of distributions and dividends or other payments from our subsidiaries and joint ventures for cash to fund all of our operations and expenses, including to make future dividend payments, if any.*

Our operations are conducted almost entirely through our subsidiaries and our ability to generate cash to meet our debt service obligations or to make future dividend payments, if any, is highly dependent on the earnings and the receipt of funds from our subsidiaries in the form of dividends, loans or advances and through repayment of loans or advances from us. Payments to us by our subsidiaries and joint ventures will be contingent upon our subsidiaries' or joint ventures' earnings and other business considerations and may be subject to statutory or contractual restrictions. We do not currently expect to declare or pay dividends on our common shares for the foreseeable future; however, to the extent that we determine in the future to pay dividends on our common shares, the credit agreement governing our Senior Secured Credit Facilities and the indentures governing the New Senior Notes have certain restrictions over the ability of our subsidiaries to pay dividends or otherwise transfer assets to us. In addition, Bermuda law imposes requirements that may restrict our ability to pay dividends to holders of our common shares. In addition, there may be significant tax and other legal restrictions on the ability of foreign subsidiaries or joint ventures to remit money to us.

*The price of our common shares may fluctuate significantly, and you could lose all or part of your investment.*

Volatility in the market price of our common shares may prevent you from being able to sell your common shares at or above the price you paid for your common shares. The market price of our common shares could fluctuate significantly for various reasons, including:

- our operating and financial performance and prospects;
- our quarterly or annual earnings or those of other companies in our industry;
- the public's reaction to our press releases, our other public announcements and our filings with the SEC;
- changes in, or failure to meet, earnings estimates or recommendations by research analysts who track our common shares or the stock of other companies in our industry;
- the failure of research analysts to cover our common shares;
- strategic actions by us, our customers or our competitors, such as acquisitions or restructurings, or market rumors regarding such actions;
- new laws or regulations or new interpretations of existing laws or regulations applicable to our business;
- changes in accounting standards, policies, guidance, interpretations or principles;
- the impact on our profitability temporarily caused by the time lag between when we experience cost increases until these increases flow through cost of sales because of our method of accounting for inventory, or the impact from our inability to pass on such price increases to our customers;
- material litigations or government investigations;
- changes in general conditions in the United States and global economies or financial markets, including those resulting from war, incidents of terrorism or responses to such events;
- changes in key personnel;
- sales of common shares by us, Berkshire Hathaway Inc.'s affiliate ("Berkshire") or members of our management team;
- the granting of restricted common shares, stock options and other equity awards;
- volume of trading in our common shares; and
- the realization of any risks described under this "Risk Factors" section.

In addition, over the past several years, the stock markets have experienced significant price and volume fluctuations. This volatility has had a significant impact on the market price of securities issued by many companies, including companies in our industry. The changes frequently appear to occur without regard to the operating performance of the affected companies. Hence, the price of our common shares could fluctuate based upon factors that have little or nothing to do with our company, and these fluctuations could materially reduce our share price and cause you to lose all or part of your investment. Further, in the past, market fluctuations and price declines in a company's stock have led to securities class action litigations. If such a suit were to arise, it could have a substantial cost and divert our resources regardless of the outcome.

***If we fail to maintain proper and effective internal controls over financial reporting, our ability to produce accurate and timely financial statements could be impaired and investors' views of us could be harmed.***

The Sarbanes-Oxley Act of 2002 (the "Sarbanes-Oxley Act") requires, among other things, that we maintain effective internal control over financial reporting and disclosure controls and procedures. One key aspect of the Sarbanes-Oxley Act is that we must perform system and process evaluation and testing of our internal control over financial reporting to allow management and our independent registered public accounting firm to report on the effectiveness of our internal control over financial reporting, as required by Section 404 of the Sarbanes-Oxley Act, with auditor attestation of the effectiveness of our internal controls. If we are not able to comply with the requirements of Section 404 in a timely manner, or if we or our independent registered public accounting firm identify deficiencies in our internal control over financial reporting that are deemed to be material weaknesses, the market price of our common shares could decline and we could be subject to sanctions or investigations by the New York Stock Exchange ("NYSE"), the SEC or other regulatory authorities, which would require additional financial and management resources.

Our ability to successfully implement our business plan and comply with the Sarbanes-Oxley Act requires us to be able to prepare timely and accurate financial statements, among other requirements. Any delay in the implementation of, or disruption in the transition to, new or enhanced systems, procedures or controls, may cause our operations to suffer and we may be unable to conclude that our internal control over financial reporting is effective and to obtain an unqualified report on internal controls from our auditors. Moreover, we cannot be certain that these measures would ensure that we implement and maintain adequate controls over our financial processes and reporting in the future. Even if we were to conclude, and our independent registered public accounting firm were to concur, that our internal control over financial reporting provided reasonable assurance regarding the reliability of financial reporting and the preparation of financial statements for external purposes in accordance with accounting principles generally accepted in the United States of America ("U.S. GAAP"), because of its inherent limitations, internal control over financial reporting may not prevent or detect fraud or misstatements. This, in turn, could have an adverse impact on the market price for our common shares, and could adversely affect our ability to access the capital markets.

***We do not intend to pay dividends on our common shares and, consequently, your ability to achieve a return on your investment will depend on appreciation in the price of our common shares.***

We do not intend to declare and pay dividends on our common shares for the foreseeable future. Therefore, you are not likely to receive any dividends on your common shares for the foreseeable future and the success of an investment in our common shares will depend upon any future appreciation in their value. There is no guarantee that our common shares will appreciate in value or even maintain the price at which our shareholders have purchased their shares. The payment of future dividends, however, will be at the discretion of our Board of Directors and will depend on, among other things, our earnings, financial condition, capital requirements, level of indebtedness, statutory and contractual restrictions applying to the payment of dividends and other considerations that our Board of Directors deems relevant. The credit agreement governing our Senior Secured Credit Facilities and the indentures governing the New Senior Notes also effectively limit our ability to pay dividends. As a consequence of these limitations and restrictions, we may not be able to make, or may have to reduce or eliminate, the payment of dividends on our common shares.

***Future sales of our common shares in the public market could lower our share price, and any additional capital raised by us through the sale of equity or convertible debt securities may dilute your ownership in us and may adversely affect the market price of our common shares.***

We and our shareholders may sell additional common shares in subsequent offerings. We may also issue additional common shares or convertible debt securities. As of February 15, 2018, we had 1,000,000,000 common shares authorized and 245,076,781 common shares outstanding.

We cannot predict the size of future issuances or sales of our common shares or the effect, if any, that future issuances and sales of our common shares will have on the market price of our common shares. Sales of substantial amounts of our common shares (including sales that may occur pursuant to the registration rights of Berkshire, sales by members of management and shares that may be issued in connection with an acquisition), or the perception that such sales could occur, may adversely affect prevailing market prices for our common shares. See Part III, Item 13, "Certain Relationships and Related Transactions and Director Independence."

***We are a Bermuda company and it may be difficult for you to enforce judgments against us or our directors and executive officers.***

We are a Bermuda exempted company. As a result, the rights of our shareholders are governed by Bermuda law and our memorandum of association and bye-laws. The rights of shareholders under Bermuda law may differ from the rights of shareholders of companies incorporated in another jurisdiction, and a substantial portion of our assets are located outside the United States. As a result, it may be difficult for investors to effect service of process on those persons in the United States or to enforce in the United States judgments obtained in U.S. courts against us or those persons based on the civil liability provisions of the U.S. securities laws. It is doubtful whether courts in Bermuda will enforce judgments obtained in other jurisdictions, including the United States, against us or our directors or officers under the securities laws of those jurisdictions or entertain actions in Bermuda against us or our directors or officers under the securities laws of other jurisdictions.

***Bermuda law differs from the laws in effect in the United States and may afford less protection to our shareholders.***

We are organized under the laws of Bermuda. As a result, our corporate affairs are governed by the Companies Act 1981 (the "Companies Act"), which differs in some material respects from laws typically applicable to U.S. corporations and shareholders, including the provisions relating to interested directors, amalgamations, mergers and acquisitions, takeovers, shareholder lawsuits and indemnification of directors. Generally, the duties of directors and officers of a Bermuda company are owed to the company only. Shareholders of Bermuda companies typically do not have rights to take action against directors or officers of the company and may only do so in limited circumstances. Shareholder class actions are not available under Bermuda law. The circumstances in which shareholder derivative actions may be available under Bermuda law are substantially more proscribed and less clear than they would be to shareholders of U.S. corporations. The Bermuda courts, however, would ordinarily be expected to permit a shareholder to commence an action in the name of a company to remedy a wrong to the company where the act complained of is alleged to be beyond the corporate power of the company or illegal, or would result in the violation of the company's memorandum of association or bye-laws. Furthermore, consideration would be given by a Bermuda court to acts that are alleged to constitute a fraud against the minority shareholders or, for instance, where an act requires the approval of a greater percentage of the company's shareholders than those who actually approved it.

When the affairs of a company are being conducted in a manner that is oppressive or prejudicial to the interests of some shareholders, one or more shareholders may apply to the Supreme Court of Bermuda, which may make such order as it sees fit, including an order regulating the conduct of the company's affairs in the future or ordering the purchase of the shares of any shareholders by other shareholders or by the company. Additionally, under our bye-laws and as permitted by Bermuda law, each shareholder has waived any claim or right of action against our directors or officers for any action taken by directors or officers in the performance of their duties, except for actions involving fraud or dishonesty. In addition, the rights of our shareholders and the fiduciary responsibilities of our directors under Bermuda law are not as clearly established as under statutes or judicial precedent in existence in jurisdictions in the United States, particularly the State of Delaware. Therefore, our shareholders may have more difficulty protecting their interests than would shareholders of a corporation incorporated in a jurisdiction within the United States.

***We have anti-takeover provisions in our bye-laws that may discourage a change of control.***

Our bye-laws contain provisions that could make it more difficult for a third party to acquire us without the consent of our Board of Directors. These provisions provide for:

- a classified Board of Directors with staggered three-year terms;
- directors only to be removed for cause;
- restrictions on the time period in which directors may be nominated; and
- our Board of Directors to determine the powers, preferences and rights of our preference shares and to issue the preference shares without shareholder approval.

These anti-takeover defenses could discourage, delay or prevent a transaction involving a change in control of our company and may prevent our shareholders from receiving the benefit from any premium to the market price of our common shares offered by a bidder in a takeover context. Even in the absence of a takeover attempt, the existence of these provisions may adversely affect the prevailing market price of our common shares if the provisions are viewed as discouraging takeover attempts in the future. These provisions could also discourage proxy contests, make it more difficult for you and other shareholders to elect directors of your choosing and cause us to take corporate actions other than those you desire.

**ITEM 1B. UNRESOLVED STAFF COMMENTS**

None.

**ITEM 2. PROPERTIES**

Our corporate headquarters is located in Philadelphia, PA. Our extensive geographic footprint is comprised of 49 manufacturing facilities (including 13 manufacturing sites operated by our joint ventures), four major technology centers and 47 customer training centers supporting our global operations. The table below presents summary information regarding our facilities as of December 31, 2017.

<b>Type of Facility/Country</b>	<b>Location</b>	<b>Segment</b>
<i>Manufacturing Facilities</i>		
<i>North America</i>		
Canada	Ajax	Transportation
	Cornwall	Performance
United States of America	Front Royal, VA	Performance; Transportation
	Ft. Madison, IA	Performance; Transportation
	Houston, TX	Performance
	High Point, NC	Performance
	Hilliard, OH	Performance; Transportation
	Jacksonville, TX	Performance
	Mt. Clemens, MI	Performance; Transportation
	Orrville, OH	Performance
<i>Latin America</i>		
Argentina	Buenos Aires	Performance; Transportation
Brazil	Guarulhos	Performance; Transportation
Mexico	Monterrey	Performance
	Ocoyoacac	Performance; Transportation
	Tlalnepantla	Performance; Transportation
<i>EMEA</i>		
Austria	Guntramsdorf	Performance; Transportation
Belgium	Mechelen	Performance; Transportation
France	Montbrison	Performance
Germany	Wuppertal	Performance; Transportation
	Landshut	Performance
Netherlands	Zuidland	Performance
Sweden	Vastervik	Performance
Switzerland	Bulle	Performance
Turkey	Gebze	Performance; Transportation
United Kingdom	Darlington	Performance
	Farnham	Performance
	Huthwaite	Performance
	Tewksbury	Performance
	West Bromwich	Performance
<i>Asia Pacific</i>		
Australia	Riverstone	Performance; Transportation
China	Changchun	Performance; Transportation
	Jiading	Performance; Transportation
India	Savli	Performance; Transportation
Malaysia	Kuala Lumpur	Performance
	Shah Alam	Performance
Thailand	Bangplee	Performance

<b>Type of Facility/Country</b>	<b>Location</b>	<b>Segment</b>
<b><i>Joint Venture Manufacturing Facilities</i></b>		
China	Chengdu	Performance
	Dongguan	Performance
	Huangshan	Performance
	Qingpu	Performance
	Shangdong	Performance
Colombia	Cartagena de Indias	Performance
Indonesia	Cikarang	Performance
Taiwan	Taipei	Transportation
Guatemala	Amatitlan	Performance
United States of America	Madison, AL	Performance
	Riverside, CA	Performance
<b><i>Joint Venture Partner Manufacturing Facilities</i></b>		
South Africa	Port Elizabeth	Transportation
Russia	Moscow	Transportation
<b><i>Technology Centers</i></b>		
China	Shanghai	Performance; Transportation
Germany	Wuppertal	Performance; Transportation
United States of America	Mt. Clemens, MI	Performance; Transportation
	Wilmington, DE	Performance; Transportation
<b><i>Customer Training Centers</i></b>		
	<b>Location by Region</b>	<b>Number of Facilities</b>
	North America	8
	Latin America	7
	EMEA	18
	Asia Pacific	14

### **ITEM 3. LEGAL PROCEEDINGS**

We are from time to time party to legal proceedings that arise in the ordinary course of business. We are not involved in any litigation other than that which has arisen in the ordinary course of business. We do not expect that any currently pending lawsuits will have a material effect on us as discussed in Note 8 to the consolidated financial statements included elsewhere in this Annual Report on Form 10-K. See Part I, Item 1A, "Risk Factors—Risks Related to our Business—Risks Related to Legal and Regulatory Compliance and Litigation—Our results of operations could be adversely affected by litigation" and Part I, Item 1A, "Risk Factors—Risks Related to our Business—Risks Related to Other Aspects of our Business—DuPont's potential breach of its obligations in connection with the Acquisition, including failure to comply with its indemnification obligations, may materially affect our business and operating results."

### **ITEM 4. MINE SAFETY DISCLOSURES**

Not applicable.

**PART II****ITEM 5. MARKET FOR THE REGISTRANT'S COMMON EQUITY, RELATED SHAREHOLDER MATTERS AND ISSUER PURCHASES OF EQUITY SECURITIES****Share Price and Dividends**

Our common shares are traded on the NYSE under the symbol "AXTA." The high and low sales prices for our common shares for the two most recent fiscal years were as follows:

Quarter Ended	2017		2016	
	High	Low	High	Low
First Quarter (March 31)	\$ 33.06	\$ 27.20	\$ 29.66	\$ 20.67
Second Quarter (June 30)	34.10	30.67	30.45	24.80
Third Quarter (September 30)	33.60	27.77	29.59	25.79
Fourth Quarter (December 31)	38.20	28.04	28.37	24.27

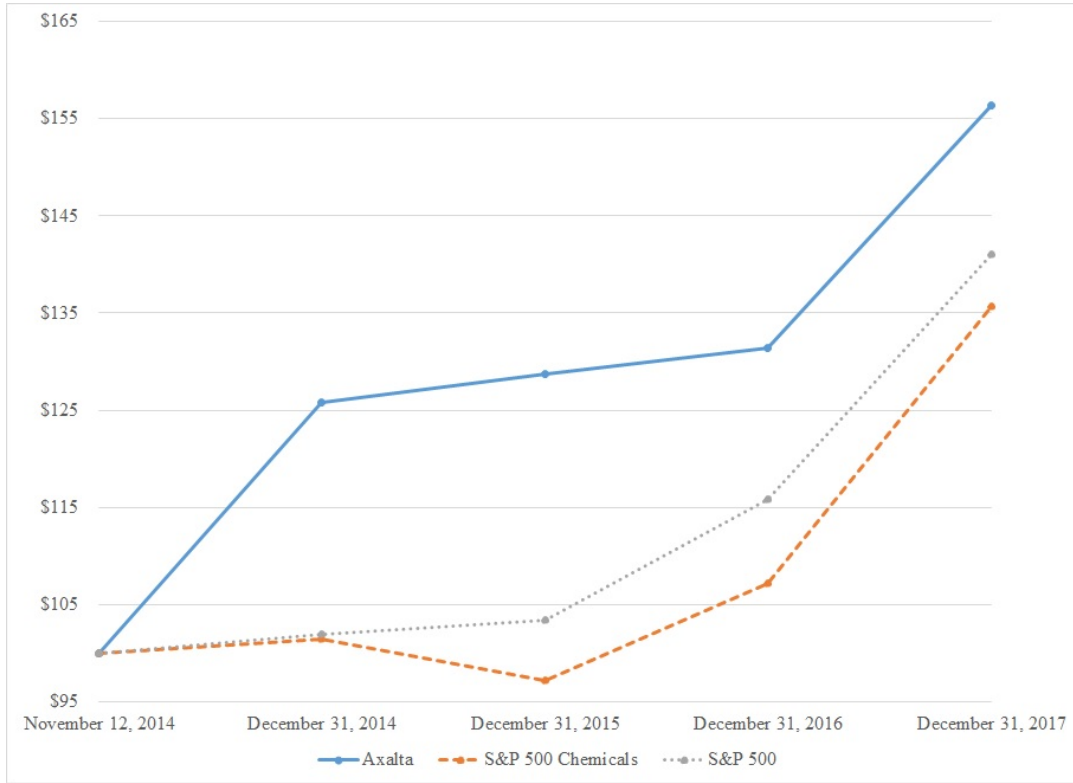
As of February 15, 2018, there were 8 registered holders of record of Axalta's common stock as shown on the records of the Company's transfer agent. A substantially greater number of holders of Axalta common stock are "street name" or beneficial holders, whose shares of record are held by banks, brokers and other financial institutions. Since our incorporation in August 2012, we have not paid dividends on our common shares, and we do not currently intend to pay dividends in the foreseeable future. The declaration and payment of any dividends in the future will be determined by our Board of Directors, in its discretion, and will depend on a number of factors, including our earnings, capital requirements, overall financial condition and contractual restrictions, including covenants in the agreements governing our New Senior Notes and Senior Secured Credit Facilities, which may limit our ability to pay dividends.

**Recent Sales of Unregistered Securities**

None.

**Stock Performance**

The line graph illustrated below compares the cumulative total shareholder value return of our common shares since our initial public offering with the cumulative total returns of an overall stock market index, the Standard & Poor's (Composite 500 Index ("S&P 500")), and our peer group index, Standard & Poor's 500 Chemicals Index ("S&P 500 Chemicals"). This graph assumes an investment of \$100 in our common shares and each index (with all dividends reinvested) on November 12, 2014, the date on which our common shares began trading on the NYSE.





**ITEM 6. SELECTED FINANCIAL DATA**

The following table sets forth selected historical consolidated and combined financial data and other information of Axalta. As a result of the Acquisition, we applied acquisition accounting whereby the purchase price paid was allocated to the acquired assets and liabilities at fair value. The financial reporting periods presented are as follows:

- The period from January 1, 2013 through January 31, 2013 ("Predecessor" periods) reflect the combined results of operations of the DPC business.
- The years ended December 31, 2013 through 2017 ("Successor" periods) reflect the consolidated results of operations of Axalta, which include the effects of acquisition accounting commencing on the acquisition date of February 1, 2013.

The historical results of operations and cash flow data for the years ended December 31, 2013 through 2017 and the historical balance sheet data as of December 31, 2013 through 2017 presented below were derived from our audited financial statements and the related notes thereto and should be read in conjunction with "Management's Discussion and Analysis of Financial Condition and Results of Operations" and the Consolidated Financial Statements and related notes included elsewhere in this Annual Report on Form 10-K.

The historical combined financial data for the period January 1, 2013 through January 31, 2013 have been derived from the Predecessor audited combined financial statements and the related notes thereto for the DPC business.

	Successor					Predecessor
	Year Ended December 31,					Period from January 1 through January 31,
	2017	2016	2015	2014	2013	2013
<b>(In millions, except per share data)</b>						
<b>Statements of Operations Data:</b>						
Net sales	\$ 4,352.9	\$ 4,068.8	\$ 4,083.9	\$ 4,356.6	\$ 3,946.9	\$ 326.2
Other revenue	24.1	23.9	26.1	29.8	35.7	1.1
Total revenue	4,377.0	4,092.7	4,110.0	4,386.4	3,982.6	327.3
Cost of goods sold <sup>(1)</sup>	2,779.6	2,527.6	2,597.3	2,897.2	2,772.8	232.2
Selling, general and administrative expenses <sup>(2)</sup>	997.7	962.5	914.8	991.5	1,040.6	70.8
Venezuela asset impairment and deconsolidation charge	70.9	57.9	—	—	—	—
Research and development expenses	65.3	57.7	51.6	49.5	40.5	3.7
Amortization of acquired intangibles	101.2	83.4	80.7	83.8	79.9	—
Merger and acquisition related expenses	—	—	—	—	28.1	—
Income from operations	362.3	403.6	465.6	364.4	20.7	20.6
Interest expense, net	147.0	178.2	196.5	217.7	215.1	—
Bridge financing commitment fees	—	—	—	—	25.0	—
Other expense, net	25.7	142.7	111.2	115.0	48.5	5.0
Income (loss) before income taxes	189.6	82.7	157.9	31.7	(267.9)	15.6
Provision (benefit) for income taxes	141.9	38.1	62.1	0.1	(46.2)	7.1
Net income (loss)	47.7	44.6	95.8	31.6	(221.7)	8.5
Less: Net income attributable to noncontrolling interests	11.0	5.8	4.2	7.3	6.0	0.6
Net income (loss) attributable to controlling interests	\$ 36.7	\$ 38.8	\$ 91.6	\$ 24.3	\$ (227.7)	\$ 7.9
Per share data:						
Net income (loss) per share:						
Basic net income (loss) per share	\$ 0.15	\$ 0.16	\$ 0.39	\$ 0.11	\$ (1.00)	
Diluted net income (loss) per share	\$ 0.15	\$ 0.16	\$ 0.38	\$ 0.11	\$ (1.00)	
Basic weighted average shares outstanding	240.4	238.1	233.8	229.3	228.3	
Diluted weighted average shares outstanding	246.1	244.4	239.7	230.3	228.3	
<b>Other Financial Data:</b>						
Cash flows from:						
Operating activities	\$ 540.0	\$ 559.3	\$ 409.8	\$ 251.4	\$ 376.8	\$ (37.7)
Investing activities	(689.6)	(257.0)	(166.2)	(173.8)	(5,011.2)	(8.3)
Financing activities	367.3	(232.6)	(84.7)	(123.2)	5,098.1	43.0
Depreciation and amortization	347.5	322.1	307.7	308.7	300.7	9.9
Purchases of property, plant and equipment	(125.0)	(136.2)	(138.1)	(188.4)	(107.3)	(2.4)

(In millions)	Successor				
	December 31,				
	2017	2016	2015	2014	2013
<b>Balance sheet data:</b>					
Cash and cash equivalents	\$ 769.8	\$ 535.4	\$ 485.0	\$ 382.1	\$ 459.3
Working capital <sup>(3)</sup>	1,233.4	977.9	955.2	854.7	918.5
Total assets	6,832.2	5,866.2	5,839.8	6,152.4	6,631.9
Indebtedness	3,915.6	3,263.9	3,441.5	3,614.3	3,822.1
Total liabilities	5,424.4	4,619.6	4,706.5	5,046.3	5,422.9
Total shareholders' equity	1,407.8	1,246.6	1,133.3	1,106.1	1,209.0
Cash dividends declared per common share	—	—	—	—	—

The above financial information has been adjusted to reflect the correction of immaterial prior period errors described further in Note 2 to the consolidated financial statements included elsewhere in this Annual Report on Form 10-K, inclusive of \$5.1 million (\$3.1 million after tax) and \$4.2 million (\$2.8 million after tax) for the Successor years ended December 31, 2014 and 2013, respectively.

- (1) Cost of goods sold includes the impacts to the Successor year ended December 31, 2013 attributable to the increases in inventory value resulting from the fair value adjustments associated with our acquisition accounting for inventories of \$103.7 million.
- (2) Selling, general and administrative expense for the Successor years ended December 31, 2017, 2016 and 2015 include costs primarily associated with our Axalta Way cost-savings initiatives of \$63.8 million, \$77.6 million and \$64.4 million, respectively. Selling, general and administrative expense for the Successor years ended December 31, 2014 and 2013 include costs primarily associated with transition-related and cost-savings initiatives of \$127.1 million and \$231.5 million, respectively.
- (3) Working capital is defined as current assets less current liabilities.

## ITEM 7. MANAGEMENT'S DISCUSSION AND ANALYSIS OF FINANCIAL CONDITION AND RESULTS OF OPERATIONS

*The following discussion and analysis of our financial condition and results of operations should be read in conjunction with our consolidated financial statements and the notes thereto included elsewhere in this Annual Report on Form 10-K, as well as the information presented under Part II, Item 6, "Selected Financial Data" of this Annual Report on Form 10-K.*

### FORWARD-LOOKING STATEMENTS

Many statements made in the following discussion and analysis of our financial condition and results of operations and elsewhere in this Annual Report on Form 10-K that are not statements of historical fact, including statements about our beliefs and expectations, are "forward-looking statements" within the meaning of federal securities laws and should be evaluated as such. Forward-looking statements include information regarding industry outlook as well as possible or assumed future results of operations, including descriptions of our business plan, strategies and capital structure. These statements often include words such as "anticipate," "expect," "suggests," "plan," "believe," "intend," "estimates," "targets," "projects," "should," "could," "would," "may," "will," "forecast" and other similar expressions. We base these forward-looking statements or projections on our current expectations, plans and assumptions that we have made in light of our experience in the industry, as well as our perceptions of historical trends, current conditions, expected future developments and other factors we believe are appropriate under the circumstances and at such time. As you read and consider this Annual Report on Form 10-K, you should understand that these statements are not guarantees of performance or results. The forward-looking statements and projections are subject to and involve risks, uncertainties and assumptions, including, but not limited to, the risks and uncertainties described in "Non-GAAP Financial Measures" and "Forward-Looking Statements," as well as "Risk Factors" and you should not place undue reliance on these forward-looking statements or projections. Although we believe that these forward-looking statements and projections are based on reasonable assumptions at the time they are made, you should be aware that many factors could affect our actual financial results or results of operations and could cause actual results to differ materially from those expressed in the forward-looking statements and projections. Factors that may materially affect such forward-looking statements and projections include:

- adverse developments in economic conditions and, particularly, in conditions in the automotive and transportation industries;
- volatility in the capital, credit and commodities markets;
- our inability to successfully execute on our growth strategy;
- increased competition;
- weather conditions or severe storms that may temporarily reduce the demand for some of our products;
- reduced demand for some of our products as a result of improved safety features on vehicles and insurance company influence;
- risks of the loss or change in purchasing levels of any of our significant customers or the consolidation of MSOs, distributors and/or body shops;
- our reliance on our distributor network and third-party delivery services for the distribution and export of certain of our products;
- credit risk exposure from our customers;
- price increases or interruptions in our supply of raw materials;
- failure to develop and market new products and manage product life cycles;
- business disruptions, security threats and security breaches, including security risks to our information technology systems;
- risks associated with our outsourcing strategies;
- risks associated with our non-U.S. operations;
- currency-related risks;
- terrorist acts, conflicts, wars and natural disasters that may materially adversely affect our business, financial condition and results of operations;
- failure to comply with the anti-corruption laws of the United States and various international jurisdictions;

- failure to comply with anti-terrorism laws and regulations and applicable trade embargoes;
- risks associated with protecting data privacy;
- significant environmental liabilities and costs as a result of our current and past operations or products, including operations or products related to our business prior to the Acquisition;
- transporting certain materials that are inherently hazardous due to their toxic nature;
- litigation and other commitments and contingencies;
- ability to recruit and retain the experienced and skilled personnel we need to compete;
- unexpected liabilities under any pension plans applicable to our employees;
- work stoppages, union negotiations, labor disputes and other matters associated with our labor force;
- our ability to protect and enforce intellectual property rights;
- intellectual property infringement suits against us by third parties;
- our ability to realize the anticipated benefits of any acquisitions and divestitures;
- our joint ventures' ability to operate according to our business strategy should our joint venture partners fail to fulfill their obligations;
- risk that the insurance we maintain may not fully cover all potential exposures;
- the risk of impairment charges related to goodwill, identifiable intangible assets and fixed assets;
- risks associated with changes in tax rates or regulations, including unexpected impacts of the new U.S. Tax Cuts and Jobs Act legislation, which may differ with further regulatory guidance and changes in our current interpretations and assumptions;
- our substantial indebtedness;
- our ability to obtain additional capital on commercially reasonable terms may be limited;
- any statements of belief and any statements of assumptions underlying any of the foregoing;
- other factors disclosed in this Annual Report on Form 10-K and our other filings with the Securities and Exchange Commission; and
- other factors beyond our control.

These cautionary statements should not be construed by you to be exhaustive and are made only as of the date of this Annual Report on Form 10-K. We undertake no obligation to update or revise any forward-looking statements, whether as a result of new information, future events or otherwise.

## OVERVIEW

We are a leading global manufacturer, marketer and distributor of high performance coatings systems. We have over a 150-year heritage in the coatings industry and are known for manufacturing high-quality products with well-recognized brands supported by market-leading technologies and customer service. Our diverse global footprint of 49 manufacturing facilities, four technology centers, 47 customer training centers and approximately 13,300 employees allows us to meet the needs of customers in over 130 countries. We serve our customers through an extensive sales force and technical support organization, as well as through approximately 4,000 independent, locally based distributors.

We operate our business in two operating segments, Performance Coatings and Transportation Coatings. Our segments are based on the type and concentration of customers served, service requirements, methods of distribution and major product lines.

Through our Performance Coatings segment, we provide high-quality liquid and powder coatings solutions to a fragmented and local customer base. We are one of only a few suppliers with the technology to provide precise color matching and highly durable coatings systems. The end-markets within this segment are refinish and industrial.

Through our Transportation Coatings segment we provide advanced coating technologies to OEMs of light and commercial vehicles. These increasingly global customers require a high level of technical support coupled with cost-effective, environmentally responsible, coatings systems that can be applied with a high degree of precision, consistency and speed. The end-markets within this segment are light vehicle and commercial vehicle.

**BUSINESS HIGHLIGHTS**

*General Business Highlights*

Our net sales increased 7.0% for the year ended December 31, 2017 compared to the year ended December 31, 2016, driven primarily by impacts of acquisitions within our Performance Coatings segment. Organic volume growth in our Transportation Coatings segment was largely offset by decreases in our Performance Coatings segment, resulting in an overall increase of 0.2%, excluding acquisitions. Declines in average selling prices in our Transportation Coatings segment resulting primarily from pricing across all regions within our light vehicle end-market were offset partially by price increases in our refinish end-market, contributing to a net decrease of 1.0%. Currency translation contributed to an increase of net sales of 0.4%. The following trends have impacted our segment and end-market sales performance:

- *Performance Coatings:* Net sales increased 11.5% driven by stronger volumes in our industrial end-market, including the impacts of acquisitions, combined with organic volume growth in EMEA and Asia and increases in average selling price in our refinish end-market. Performance Coatings volumes were impacted in 2017 due partially to the absence of our now deconsolidated Venezuelan operations and impacts from distributor working capital adjustments in North America.
- *Transportation Coatings:* Net sales increased modestly by 0.4% compared to 2016 with offsetting impacts from stronger volumes in both our light vehicle and commercial vehicle end-markets and lower average selling prices in our light vehicle end-market, primarily in North America and Asia.

Our business serves four end-markets globally as follows:

(In millions)	Year Ended December 31,			2017 vs 2016	2016 vs 2015
	2017	2016	2015	% change	% change
<b>Performance Coatings</b>					
Refinish	\$ 1,645.2	\$ 1,679.7	\$ 1,698.7	(2.1)%	(1.1)%
Industrial	1,029.9	718.8	683.1	43.3 %	5.2 %
Total Net sales Performance Coatings	2,675.1	2,398.5	2,381.8	11.5 %	0.7 %
<b>Transportation Coatings</b>					
Light Vehicle	1,322.8	1,337.7	1,310.6	(1.1)%	2.1 %
Commercial Vehicle	355.0	332.6	391.5	6.7 %	(15.0)%
Total Net sales Transportation Coatings	1,677.8	1,670.3	1,702.1	0.4 %	(1.9)%
Total Net sales	\$ 4,352.9	\$ 4,068.8	\$ 4,083.9	7.0 %	(0.4)%

*Acquisitions Highlights*

During the year ended December 31, 2017, we successfully completed eight strategic business acquisitions ("2017 Acquisitions") within our Performance Coatings segment. Included in these acquisitions was the purchase of the Industrial Wood business in North America, which is discussed in further detail at Note 5 to the consolidated financial statements included elsewhere in this Annual Report on Form 10-K. Our 2017 aggregate spending for these 2017 Acquisitions was \$564.4 million. The impact of acquisitions contributed \$299.3 million to net sales in 2017 compared to 2016.

*Capital and Liquidity Highlights*

During the year ended December 31, 2017, we entered into the Fifth Amendment of our Senior Secured Credit Facilities, which increased the aggregate principal balance of our Dollar Term Loans to \$2.0 billion of which the net proceeds were used to fund the Industrial Wood Acquisition and certain other 2017 Acquisitions. In addition, this amendment extended the maturity date on our Dollar Term Loans and lowered interest rates. The benefits of this refinancing transaction are anticipated to save approximately \$7.7 million in annual cash interest compared to the previous principal balances. For additional information, refer to Note 20 to the consolidated financial statements included elsewhere in this Annual Report on Form 10-K and our Liquidity and Capital Resource discussion within this Item 7.

*Other Highlights*

In March 2017, we announced that our Board of Directors authorized a common share repurchase program of up to \$675.0 million. We expect the share repurchases to be made from time to time in the open market or through privately-negotiated transactions, or otherwise, subject to applicable laws, regulations and approvals. The pace of repurchase activity will be subject to our discretion, and will be based upon market conditions and other capital allocation decisions, while incorporating key factors including cash balances and needs of the business, cash flow from operations, stock price and acquisition opportunities. There is no expiration date on the share repurchase program. During the year ended December 31, 2017, repurchases totaled \$58.4 million.

On December 22, 2017, the U.S. TCJA legislation was enacted into law, which significantly revises the Internal Revenue Code of 1986, as amended. We have assessed the impacts of the changes from the U.S. TCJA, in accordance with Staff Accounting Bulletin 118, Income Tax Accounting Implications of the Tax Cuts and Jobs Act ("SAB 118"), and recorded a provisional net tax charge of \$107.8 million. The provisionally estimated net tax charge reflects our current estimate of the new legislation's impact, which may differ with further regulatory guidance, changes in our current interpretations and assumptions and actions we may take as a result of the tax legislation. For more information refer to Note 12 to the consolidated financial statements included elsewhere in this Annual Report on Form 10-K.

### Factors Affecting Our Operating Results

The following discussion sets forth certain components of our statements of operations as well as factors that impact those items.

#### *Net sales*

We generate revenue from the sale of our products across all major geographic areas. Our net sales include total sales less estimates for returns and price allowances. Price allowances include discounts for prompt payment as well as volume-based incentives. Our overall net sales are generally impacted by the following factors:

- fluctuations in overall economic activity within the geographic markets in which we operate;
- underlying growth in one or more of our end-markets, either worldwide or in particular geographies in which we operate;
- the type of products used within existing customer applications, or the development of new applications requiring products similar to ours;
- changes in product sales prices (including volume discounts and cash discounts for prompt payment);
- changes in the level of competition faced by our products, including price competition and the launch of new products by competitors;
- our ability to successfully develop and launch new products and applications;
- changes in buying habits of our customers (including our distributors); and
- fluctuations in foreign exchange rates.

While the factors described above impact net sales in each of our operating segments, the impact of these factors on our operating segments can differ, as described below. For more information about risks relating to our business, see Part I, Item 1A, "Risk Factors—Risks Related to our Business."

#### *Other revenue*

Other revenue consists primarily of consulting and other service revenue and royalty income.

#### *Cost of goods sold ("cost of sales")*

Our cost of sales consists principally of the following:

- *Production materials costs.* We purchase a significant amount of the materials used in production on a global lowest-cost basis.
- *Employee costs.* These include the compensation and benefit costs, including share-based compensation expense, for employees involved in our manufacturing operations. These costs generally increase on an aggregate basis as production volumes increase and may decline as a percent of net sales as a result of economies of scale associated with higher production volumes.
- *Depreciation expense.* Property, plant and equipment are stated at cost and depreciated or amortized on a straight-line basis over their estimated useful lives. Property, plant and equipment acquired through the Acquisition were recorded at their estimated fair value on the acquisition date resulting in a new cost basis for accounting purposes.
- *Other.* Our remaining cost of sales consists of freight costs, warehousing expenses, purchasing costs, costs associated with closing or idling of production facilities, functional costs supporting manufacturing, product claims and other general manufacturing expenses, such as expenses for utilities and energy consumption.

The main factors that influence our cost of goods sold as a percentage of net sales include:

- changes in the price of raw materials;
- production volumes;

## [Table of Contents](#)

- the implementation of cost control measures aimed at improving productivity, including reduction of fixed production costs, refinements in inventory management and the coordination of purchasing within each subsidiary and at the business level; and
- fluctuations in foreign exchange rates.

### *Selling, general and administrative expenses*

Our selling, general and administrative expense consists of all expenditures incurred in connection with the sales and marketing of our products, as well as technical support for our customers and administrative overhead costs, including:

- compensation and benefit costs for management, sales personnel and administrative staff, including share-based compensation expense. Expenses relating to our sales personnel increase or decrease principally with changes in sales volume due to the need to increase or decrease sales personnel to meet changes in demand. Expenses relating to administrative personnel generally do not increase or decrease directly with changes in sales volume; and
- depreciation, advertising and other selling expenses, such as expenses incurred in connection with travel and communications.

Changes in selling, general and administrative expense as a percentage of net sales have historically been impacted by a number of factors, including:

- changes in sales volume, as higher volumes enable us to spread the fixed portion of our administrative expense over higher sales;
- changes in our customer base, as new customers may require different levels of sales and marketing attention;
- new product launches in existing and new markets, as these launches typically involve a more intense sales activity before they are integrated into customer applications;
- customer credit issues requiring increases to the allowance for doubtful accounts; and
- fluctuations in foreign exchange rates.

### *Research and development expenses*

Research and development expense represents costs incurred to develop new products, services, processes and technologies or to generate improvements to existing products or processes.

### *Interest expense, net*

Interest expense, net consists primarily of interest expense on institutional borrowings and other financing obligations and changes in fair value of interest rate derivative instruments, net of capitalized interest expense. Interest expense, net also includes the amortization of debt issuance costs and debt discounts associated with our Senior Secured Credit Facilities and other indebtedness.

### *Other expense, net*

Other expense, net represents costs incurred, net of income, on various non-operational items including costs incurred in conjunction with our debt refinancing and extinguishment transactions, historical management expenses to Carlyle (prior to the Change in Control as defined herein), indemnity gains and losses associated with the Acquisition, as well as foreign exchange gains and losses and impairment losses on assets that are not part of our core operational activities.

### *Provision for income taxes*

We and our subsidiaries are subject to income tax in the various jurisdictions in which we operate. While the extent of our future tax liability is uncertain, changes to the debt and equity capitalization of our subsidiaries, and the realignment of the functions performed and risks assumed by the various subsidiaries are among the factors that will determine the future book and taxable income of the respective subsidiary and the Company as a whole.



## NON-GAAP FINANCIAL MEASURES

### *Reconciliation of Net Income to EBITDA and Adjusted EBITDA*

To supplement our financial information presented in accordance with U.S. GAAP, we use the following non-GAAP financial measures to clarify and enhance an understanding of past performance: EBITDA and Adjusted EBITDA. We believe that the presentation of these financial measures enhances an investor's understanding of our financial performance. We further believe that these financial measures are useful financial metrics to assess our operating performance from period-to-period by excluding certain items that we believe are not representative of our core business. We define our core business as those operations relating to the Company's ongoing performance and the concept is used to make resource allocation and performance evaluation decisions. We use certain of these financial measures for business planning purposes and in measuring our performance relative to that of our competitors. We utilize Adjusted EBITDA as the primary measure of segment performance.

EBITDA consists of net income before interest, taxes, depreciation and amortization. Adjusted EBITDA consists of EBITDA adjusted for (i) non-cash items included within net income, (ii) items the Company does not believe are indicative of ongoing operating performance or (iii) nonrecurring, unusual or infrequent items that have not occurred within the last two years or we believe are not reasonably likely to recur within the next two years. We believe that making such adjustments provides investors meaningful information to understand our operating results and ability to analyze financial and business trends on a period-to-period basis.

We believe these financial measures are commonly used by investors to evaluate our performance and that of our competitors. However, our use of the terms EBITDA and Adjusted EBITDA may vary from that of others in our industry. These financial measures should not be considered as alternatives to income before income taxes, net income, earnings per share or any other performance measures derived in accordance with U.S. GAAP as measures of operating performance.

EBITDA and Adjusted EBITDA have important limitations as analytical tools and you should not consider them in isolation or as substitutes for analysis of our results as reported under U.S. GAAP. Some of these limitations are:

- EBITDA and Adjusted EBITDA:
  - do not reflect the significant interest expense on our debt, including the Senior Secured Credit Facilities and the New Senior Notes (as defined herein); and
  - eliminate the impact of income taxes on our results of operations;
- although depreciation and amortization are non-cash charges, the assets being depreciated and amortized will often have to be replaced in the future, and EBITDA and Adjusted EBITDA do not reflect any expenditures for such replacements; and
- other companies in our industry may calculate EBITDA and Adjusted EBITDA differently than we do, limiting their usefulness as comparative measures.

We compensate for these limitations by using EBITDA and Adjusted EBITDA along with other comparative tools, together with U.S. GAAP measurements, to assist in the evaluation of operating performance. Such U.S. GAAP measurements include income before income taxes, net income, earnings per share and other performance measures.

In evaluating these financial measures, you should be aware that in the future we may incur expenses similar to those eliminated in this presentation. Our presentation of EBITDA and Adjusted EBITDA should not be construed as an inference that our future results will be unaffected by the excluded items noted above.

The following table reconciles net income to the EBITDA and Adjusted EBITDA measures discussed above for the periods presented:

	Year Ended December 31,		
	2017	2016	2015
Net income	\$ 47.7	\$ 44.6	\$ 95.8
Interest expense, net	147.0	178.2	196.5
Provision for income taxes	141.9	38.1	62.1
Depreciation and amortization	347.5	322.1	307.7
EBITDA	684.1	583.0	662.1
Debt extinguishment and refinancing related costs (a)	13.4	97.6	2.5
Foreign exchange remeasurement losses (b)	7.4	30.6	93.7
Long-term employee benefit plan adjustments (c)	1.4	1.5	(0.3)
Termination benefits and other employee related costs (d)	35.3	61.8	36.6
Consulting and advisory fees (e)	(0.1)	10.4	23.9
Transition-related costs (f)	7.7	—	(3.4)
Offering and transactional costs (g)	18.4	6.0	(1.5)
Stock-based compensation (h)	38.5	41.1	30.2
Other adjustments (i)	3.6	5.0	(5.8)
Dividends in respect of noncontrolling interest (j)	(3.0)	(3.0)	(4.7)
Deconsolidation impacts and impairments (k)	78.5	68.4	30.6
Adjusted EBITDA	\$ 885.2	\$ 902.4	\$ 863.9

- (a) During the years ended December 31, 2017 and 2016 we refinanced our indebtedness, resulting in losses of \$13.0 million and \$88.0 million, respectively. In addition, during the years ended December 31, 2017, 2016 and 2015 we prepaid outstanding principal on our term loans, resulting in non-cash losses on extinguishment of \$0.4 million, \$9.6 million and \$2.5 million, respectively. We do not consider these items to be indicative of our ongoing operating performance.
- (b) Eliminates foreign exchange gains and losses resulting from the remeasurement of assets and liabilities denominated in foreign currencies, net of the impacts of our foreign currency instruments used to hedge our balance sheet exposures. Exchange effects attributable to the remeasurement of our Venezuelan subsidiary represented losses of \$1.8 million, \$23.5 million, \$51.5 million for the years ended December 31, 2017, 2016 and 2015, respectively.
- (c) Eliminates the non-cash, non-service components of long-term employee benefit costs.
- (d) Represents expenses primarily related to employee termination benefits and other employee-related costs associated with our Axalta Way initiatives, which are not considered indicative of our ongoing operating performance.
- (e) Represents fees paid to consultants, and associated true-ups to estimates, for professional services primarily related to our Axalta Way initiatives, which are not considered indicative of our ongoing operating performance.
- (f) Represents integration costs related to the 2017 acquisition of the Industrial Wood business that was a carve-out business from Valspar and changes in estimates associated with the transition from DuPont to a standalone entity, including certain Acquisition indemnities. We do not consider these items to be indicative of our ongoing operating performance.
- (g) Represents acquisition-related expenses, including changes in the fair value of contingent consideration, as well as \$10.0 million of costs associated with contemplated merger activities during the three months ended December 31, 2017 and costs associated with the 2016 secondary offerings of our common shares by Carlyle, all of which are not considered indicative of our ongoing operating performance.
- (h) Represents non-cash costs associated with stock-based compensation, including \$8.2 million of expense during the year ended December 31, 2015 attributable to the accelerated vesting of all issued and outstanding stock options issued under the 2013 Plan. This acceleration was the result of a change in control that occurred in conjunction with Carlyle's ownership interest falling below 50% and triggering a liquidity event ("Change in Control").
- (i) Represents costs for certain non-operational or non-cash (gains) and losses unrelated to our core business and which we do not consider indicative of our ongoing operations, including equity investee dividends, indemnity losses (gains) associated with the Acquisition, losses (gains) on sale and disposal of property, plant and equipment, losses (gains) on the remaining foreign currency derivative instruments, Carlyle management fees incurred prior to the Change in Control and non-cash fair value inventory adjustments associated with our business combinations.
- (j) Represents the payment of dividends to our joint venture partners by our consolidated entities that are not 100% owned, which are reflected to show the cash operating performance of these entities on Axalta's financial statements.

(k) During the year ended December 31, 2017, we recorded a loss in conjunction with the deconsolidation of our Venezuelan subsidiary of \$70.9 million. During the year ended December 31, 2016 and 2015, we recorded non-cash impairments at our Venezuelan subsidiary of \$68.4 million and \$30.6 million, respectively, associated with our operational long-lived assets and a real estate investment (See Note 25 to the consolidated financial statements included elsewhere in this Annual Report on Form 10-K). Additionally, during the year ended December 31, 2017, we recorded non-cash impairment charges related to certain manufacturing facilities previously announced for closure of \$7.6 million. We do not consider these to be indicative of our ongoing operating performance.

## RESULTS OF OPERATIONS

The following discussion should be read in conjunction with the information contained in the accompanying financial statements and related notes included elsewhere in this Annual Report on Form 10-K. Our historical results of operations set forth below may not necessarily reflect what will occur in the future.

### Year ended December 31, 2017 compared to year ended December 31, 2016

The following table was derived from the consolidated statements of operations for the years ended December 31, 2017 and 2016 included elsewhere in this Annual Report on Form 10-K.

(In millions)	Year Ended December 31,	
	2017	2016
Net sales	\$ 4,352.9	\$ 4,068.8
Other revenue	24.1	23.9
Total revenue	4,377.0	4,092.7
Cost of goods sold	2,779.6	2,527.6
Selling, general and administrative expenses	997.7	962.5
Venezuela asset impairment and deconsolidation charge	70.9	57.9
Research and development expenses	65.3	57.7
Amortization of acquired intangibles	101.2	83.4
Income from operations	362.3	403.6
Interest expense, net	147.0	178.2
Other expense, net	25.7	142.7
Income before income taxes	189.6	82.7
Provision for income taxes	141.9	38.1
Net income	47.7	44.6
Less: Net income attributable to noncontrolling interests	11.0	5.8
Net income attributable to controlling interests	\$ 36.7	\$ 38.8

#### Net sales

Net sales increased \$284.1 million, or 7.0%, to \$4,352.9 million for the year ended December 31, 2017 compared to net sales of \$4,068.8 million for the year ended December 31, 2016. The net sales increase for the year ended December 31, 2017 compared to the year ended December 31, 2016 included the benefits of acquisitions which contributed to an increase in net sales of 7.4%. Further contributing to this sales growth was an increase in organic sales volumes in our commercial vehicle and industrial end-markets, which was largely offset by declines in our refinish end-market, particularly within Latin America and North America, resulting in a net increase of 0.2%. Lower average sales prices contributed to a 1.0% decrease driven primarily by declines in our Transportation Coatings segment. Net sales were also impacted by favorable impacts of currency translation, which increased net sales by 0.4%, due primarily to the impacts of the strengthening Euro compared to the U.S. dollar which were slightly offset by the weakening of certain currencies within Latin America and Asia against the U.S. dollar.

#### Other revenue

Other revenue increased by \$0.2 million, or 0.8%, to \$24.1 million for the year ended December 31, 2017 as compared to \$23.9 million for the year ended December 31, 2016 resulting from the favorable impacts of the strengthening Euro compared to the U.S. dollar.

***Cost of sales***

Cost of sales increased \$252.0 million, or 10.0%, to \$2,779.6 million for the year ended December 31, 2017 compared to \$2,527.6 million for the year ended December 31, 2016. The increase for the year ended December 31, 2017 compared to the year ended December 31, 2016 resulted primarily from higher sales volumes of 7.6%, inclusive of impacts of acquisitions. Furthering this increase were unfavorable effects of currency translation resulting from the impacts of the strengthening Euro against the U.S. dollar offset partially by the weakening of certain currencies within Latin America and Asia against the U.S. dollar, which contributed to a 0.5% increase. Cost of sales as a percentage of net sales increased from 62.1% for the year ended December 31, 2016 to 63.9% for the year ended December 31, 2017 as a result of lower average selling prices and raw material inflation.

***Selling, general and administrative expenses***

Selling, general and administrative expenses increased \$35.2 million, or 3.7%, to \$997.7 million for the year ended December 31, 2017 compared to \$962.5 million for the year ended December 31, 2016. The increase resulted primarily from the impacts of acquisitions of \$48.6 million as well as our focus on opportunities to expand our market presence and invest in commercial capabilities.

Furthering this increase was unfavorable impacts of currency exchange during the year ended December 31, 2017, which contributed to an approximate 0.6% increase in selling, general and administrative expenses due primarily to the strengthening of the Euro against the U.S. dollar.

These increases were partially offset by a decrease in costs associated with our Axalta Way cost savings initiatives and acquisition-related costs which were \$63.8 million for the year ended December 31, 2017 as compared to \$77.6 million of costs for the year ended December 31, 2016, resulting in an \$13.8 million decrease over the comparable period.

***Venezuela asset impairment and deconsolidation charges***

During the year ended December 31, 2017, we recorded a loss of \$70.9 million in conjunction with the deconsolidation of our Venezuelan subsidiary. During the year ended December 31, 2016, we recorded an asset impairment charge for \$57.9 million relating to our long-lived assets within our Venezuelan subsidiary. See further discussion in Note 25 to the consolidated financial statements included elsewhere in this Annual Report on Form 10-K.

***Research and development expenses***

Research and development expenses increased \$7.6 million, or 13.2%, to \$65.3 million for the year ended December 31, 2017 compared to \$57.7 million for the year ended December 31, 2016. This increase was a result of additional spend as we focus on developing new and existing coatings products, as well as the impacts from acquisitions of \$9.1 million. Furthering this increase were unfavorable effects of currency translation resulting from the impacts of the strengthening Euro and certain currencies in Latin America against the U.S. dollar. Partially offsetting this increase was a decrease resulting from the impacts of our cost savings initiatives.

***Amortization of acquired intangibles***

Amortization of acquired intangibles increased \$17.8 million, or 21.3%, to \$101.2 million for the year ended December 31, 2017 compared to \$83.4 million for the year ended December 31, 2016. This increase was attributable to the amortization of the definite-lived intangible assets from our acquisitions, as well as a \$1.7 million of impairment related to abandoned in-process research and development intangible assets. The impacts of currency exchange did not have a material impact on the comparable periods.

***Interest expense, net***

Interest expense, net decreased \$31.2 million, or 17.5%, to \$147.0 million for the year ended December 31, 2017 compared to \$178.2 million for the year ended December 31, 2016. The decrease was driven by the refinancing of our indebtedness during 2016 and 2017 which reduced the overall interest rates of our debt portfolio, partially offset by increases resulting from the incremental indebtedness used to finance the Industrial Wood Acquisition.

***Other expense, net***

Other expense, net decreased \$117.0 million, or 82.0%, to \$25.7 million for the year ended December 31, 2017 compared to \$142.7 million for the year ended December 31, 2016. This decrease relates primarily to the decrease in losses on debt extinguishment and refinancing related costs incurred during the year ended December 31, 2016 which resulted in an \$84.2 million decrease over the comparable period.

In addition, there was a reduction in foreign exchange losses, net from \$30.6 million during the year ended December 31, 2016 to \$7.4 million for the year ended December 31, 2017, resulting in a \$23.2 million decrease over the comparable period. Prior to deconsolidation, our Venezuela subsidiary contributed \$1.8 million and \$23.5 million in foreign exchange losses for the years ended December 31, 2017 and 2016.

Furthering this decrease was a \$2.9 million decrease in impairments to \$7.6 million during the year ended December 31, 2017 associated with impairments related to the manufacturing facilities closures, compared to the impairment of \$10.5 million related to our real estate investment in Venezuela incurred during the year ended December 31, 2016.

***Provision for income taxes***

We recorded a provision for income taxes of \$141.9 million for the year ended December 31, 2017, which represents a 74.8% effective tax rate in relation to the income before income taxes of \$189.6 million. The effective tax rate for the year ended December 31, 2017 differs from the U.S. Federal statutory rate by 39.8%, which is the result of various items that impacted the rate both favorably and unfavorably. We generated earnings in jurisdictions where the statutory rate is lower than the U.S. Federal rate, primarily related to Bermuda, China, Germany, Luxembourg, Netherlands and Switzerland, which had a net favorable impact of \$56.2 million. Additionally, current year excess tax benefits related to share-based compensation of \$13.1 million and \$17.7 million associated with currency exchange losses favorably impacted the effective rate. Furthermore, we recorded a deferred tax asset of \$26.8 million related to the tax basis in our deconsolidated Venezuelan subsidiary, which was fully offset by a valuation allowance as we do not expect to realize the benefits. In addition, a pre-tax charge related to the deconsolidation of our Venezuelan subsidiary of \$70.9 million had an unfavorable impact of \$24.8 million as it was nondeductible. The impact of the U.S. TCJA (See Note 12 to the consolidated financial statements included elsewhere in this Annual Report on Form 10-K) resulted in a tax charge of \$107.8 million primarily as a result of the revaluation of our deferred tax assets and impact on certain tax attributes. Lastly, the unfavorable impact of pre-tax losses attributable to jurisdictions where a tax benefit is not expected to be realized of \$45.3 million, the impact of non-deductible expenses and interest of \$14.4 million and the increase in unrecognized tax benefits of \$3.1 million negatively impacted the effective rate.

We recorded a provision for income taxes of \$38.1 million for the year ended December 31, 2016, which represents a 46.1% effective tax rate in relation to the income before income taxes of \$82.7 million. The effective tax rate for the year ended December 31, 2016 differs from the U.S. Federal statutory rate by 11.1%, which is the result of various items that impacted the rate both favorably and unfavorably. We generated earnings in jurisdictions where the statutory rate is lower than the U.S. Federal rate, primarily related to Bermuda, China, Germany, Luxembourg, Netherlands and Switzerland, which had a net favorable impact of \$45.6 million. Additionally, current year excess tax benefits related to share-based compensation of \$13.4 million favorably impacted the effective rate. These adjustments were offset by the pre-tax impairment charges in Venezuela of \$68.4 million related to the impairment of operational assets as well as a non-operating real estate investment which had an unfavorable impact of \$23.8 million on the effective rate as it was nondeductible. Lastly, the unfavorable impact of pre-tax losses attributable to jurisdictions where a tax benefit is not expected to be realized of \$9.6 million, the impact of non-deductible expenses and interest of \$11.4 million, the increase in unrecognized tax benefits of \$7.1 million and \$3.1 million associated with currency exchange losses negatively impacted the effective rate.

**Year ended December 31, 2016 compared to year ended December 31, 2015**

The following table was derived from the consolidated statements of operations for the years ended December 31, 2016 and 2015 included elsewhere in this Annual Report on Form 10-K.

(In millions)	Year Ended December 31,	
	2016	2015
Net sales	\$ 4,068.8	\$ 4,083.9
Other revenue	23.9	26.1
Total revenue	4,092.7	4,110.0
Cost of goods sold	2,527.6	2,597.3
Selling, general and administrative expenses	962.5	914.8
Venezuela asset impairment	57.9	—
Research and development expenses	57.7	51.6
Amortization of acquired intangibles	83.4	80.7
Income from operations	403.6	465.6
Interest expense, net	178.2	196.5
Other expense, net	142.7	111.2
Income before income taxes	82.7	157.9
Provision for income taxes	38.1	62.1
Net income	44.6	95.8
Less: Net income attributable to noncontrolling interests	5.8	4.2
Net income attributable to controlling interests	\$ 38.8	\$ 91.6

**Net sales**

Net sales decreased \$15.1 million, or 0.4%, to \$4,068.8 million for the year ended December 31, 2016 compared to net sales of \$4,083.9 million for the year ended December 31, 2015. The net sales decrease for the year ended December 31, 2016 compared to the year ended December 31, 2015 was attributable to unfavorable impacts of currency translation, which reduced net sales by 4.6% due primarily to the weakening of certain currencies within Latin America and Asia compared to the U.S. dollar. This net sales decline was partially offset by higher average selling prices across both our segments, primarily in Latin America, which contributed to an increase of 2.5% compared to the year ended December 31, 2015. Increases in volumes across both our segments, in Europe, Asia and North America, attributable mainly to a 2.2% increase from our acquisitions, also contributed to net sales growth of 1.7%.

**Other revenue**

Other revenue decreased \$2.2 million, or 8.4%, to \$23.9 million for the year ended December 31, 2016 as compared to \$26.1 million for the year ended December 31, 2015. This decrease was primarily related to declines in service revenue combined with the impacts of weakening currencies against the U.S. dollar, which caused a decrease of \$0.8 million, or 3.1%.

**Cost of sales**

Cost of sales decreased \$69.7 million, or 2.7%, to \$2,527.6 million for the year ended December 31, 2016 compared to \$2,597.3 million for the year ended December 31, 2015. The decrease for the year ended December 31, 2016 compared to the year ended December 31, 2015 resulted primarily from a 2.1% decrease associated with currency translation due to the impact of the weakening of certain currencies within Latin America, Asia and Europe. The decrease from currency translation was slightly offset by the contribution of higher volumes of 1.7% which includes impacts of our acquisitions completed during 2016. Cost of sales as a percentage of net sales decreased from 63.6% for the year ended December 31, 2015 to 62.1% for the year ended December 31, 2016 primarily as a result of reductions associated with lower raw material prices, favorable pricing on our product mix and impacts of our cost savings initiatives.

***Selling, general and administrative expenses***

Selling, general and administrative expenses increased \$47.7 million, or 5.2%, to \$962.5 million for the year ended December 31, 2016 compared to \$914.8 million for the year ended December 31, 2015. Selling, general and administrative expenses for the year ended December 31, 2016 included \$77.6 million of costs related to our cost-savings initiatives as compared to \$64.4 million of costs for the year ended December 31, 2015 associated with our transition-related activities and cost-savings initiatives, resulting in an increase of \$13.2 million over the comparable period. In addition, there was an increase of \$8.0 million in stock-based compensation for the year ended December 31, 2016. Further contributing to the increase during the year ended December 31, 2016 over the comparable period were increases in selling expense associated with increased sales volumes and \$17.5 million in costs related to our recent acquisitions. Offsetting these increases were favorable impacts of currency exchange during the year ended December 31, 2016, which contributed to an approximately 1.7% reduction in selling, general and administrative expenses due primarily to the weakening of certain currencies within Latin America compared to the U.S. dollar.

***Venezuela asset impairment***

Venezuela asset impairment relates to the impairment charge of \$57.9 million recognized during the year ended December 31, 2016 relating to our long-lived assets within our Venezuelan subsidiary. There was no comparative impairment recorded during the year ended December 31, 2015.

***Research and development expenses***

Research and development expenses increased \$6.1 million, or 11.8%, to \$57.7 million for the year ended December 31, 2016 compared to \$51.6 million for the year ended December 31, 2015. This increase was driven by additional spending as we focus on developing new and existing coatings products. The impacts of currency exchange did not have a material impact on the comparable periods.

***Amortization of acquired intangibles***

Amortization of acquired intangibles increased \$2.7 million, or 3.3%, to \$83.4 million for the year ended December 31, 2016 compared to \$80.7 million for the year ended December 31, 2015. This increase was a result of our recent acquisitions, which contributed \$3.5 million, offset slightly by the impacts of weakening currencies in all regions against the U.S. dollar.

***Interest expense, net***

Interest expense, net decreased \$18.3 million, or 9.3%, to \$178.2 million for the year ended December 31, 2016 compared to \$196.5 million for the year ended December 31, 2015. The decrease was driven by the prepayment of principal balances associated with our 2020 Dollar Term Loans made in 2015 and 2016 and the prepayment on the principal balance of our 2020 Euro Term Loans made in 2016. Additionally, refinancing of our senior indebtedness during the year ended December 31, 2016, reduced the overall interest rates of our debt portfolio and further contributed to the decrease.

***Other expense, net***

Other expense, net increased \$31.5 million, or 28.3%, to \$142.7 million for the year ended December 31, 2016 compared to \$111.2 million for the year ended December 31, 2015. The amendment to our Credit Agreement, refinancing of our indebtedness and prepayments of our Term Loans during the year ended December 31, 2016 resulted in an increase in other expense over the comparable period of \$95.1 million.

During the year ended December 31, 2016 there were \$4.3 million in losses on derivative instruments associated with our foreign currency contracts compared to \$5.6 million in gains during the year ended December 31, 2015, resulting in a \$9.9 million increase. In addition, we recognized a gain of \$5.4 million for the year ended December 31, 2015 resulting from the remeasurement of our previously held interest in an equity method investee upon the acquisition of a controlling interest whereas no similar gain was recognized during the year ended December 31, 2016, thereby resulting in an increase in other expense, net for the comparable periods.

During the year ended December 31, 2016 our Venezuelan subsidiary continued to be impacted by a significant devaluation of its currency translation rates. This devaluation resulted in impairment charges of \$10.5 million and \$30.6 million for the years ended December 31, 2016 and 2015, respectively, based on our evaluation of the carrying value associated with our real estate investment, resulting in a decrease of \$20.1 million over the comparable period.

Offsetting the year over year loss, foreign exchange losses, net, decreased from \$93.7 million for the year ended December 31, 2015 to \$30.6 million for the year ended December 31, 2016. This decrease was primarily driven by the revaluation of our Venezuela subsidiary which resulted in \$51.5 million for the year ended December 31, 2015 compared to \$23.5 million for the year ended December 31, 2016. The remaining decrease primarily related to the remeasurement of intercompany transactional exposures denominated in currencies different from the functional currency of the relevant subsidiary.

***Provision for income taxes***

We recorded a provision for income taxes of \$38.1 million for the year ended December 31, 2016, which represents a 46.1% effective tax rate in relation to the income before income taxes of \$82.7 million. The effective tax rate for the year ended December 31, 2016 differs from the U.S. Federal statutory rate by 11.1%, which is the result of various items that impacted the rate both favorably and unfavorably. We generated earnings in jurisdictions where the statutory rate is lower than the U.S. Federal rate, primarily related to Bermuda, China, Germany, Luxembourg, Netherlands and Switzerland which had a net favorable impact of \$45.6 million. Additionally, current year excess tax benefits related to share-based compensation of \$13.4 million favorably impacted the effective rate. These adjustments were offset by the pre-tax impairment charges in Venezuela of \$68.4 million related to the impairment of operational assets as well as a non-operating real estate investment which had an unfavorable impact of \$23.8 million on the effective rate as it was nondeductible. Lastly, the unfavorable impact of pre-tax losses attributable to jurisdictions where a tax benefit is not expected to be realized of \$9.6 million, the impact of non-deductible expenses and interest of \$11.4 million, the increase in unrecognized tax benefits of \$7.1 million and \$3.1 million associated with currency exchange losses negatively impacted the effective rate.

We recorded a provision for income taxes of \$62.1 million for the year ended December 31, 2015, which represents a 39.3% effective tax rate in relation to the income before income taxes of \$157.9 million. The effective tax rate for the year ended December 31, 2015 differs from the U.S. Federal statutory rate by 4.3%, which is the result of various items that impacted the rate both favorably and unfavorably. We generated earnings in jurisdictions where the statutory rate is lower than the U.S. Federal rate, primarily related to China, Germany, Luxembourg and Netherlands, which had a net favorable impact of \$41.4 million. Additionally, \$10.5 million associated with currency exchange losses favorably impacted the effective rate. These adjustments were offset by the pre-tax impairment charge in Venezuela of \$30.6 million which had an unfavorable \$10.7 million impact on the effective rate as it was nondeductible, the unfavorable impact of pre-tax losses attributable to jurisdictions where a tax benefit is not expected to be realized of \$34.4 million, and the impact of non-deductible expenses and interest of \$10.4 million.



**SEGMENT RESULTS****Year ended December 31, 2017 compared to the year ended December 31, 2016**

The following table presents net sales by segment and segment Adjusted EBITDA for the following periods:

(In millions)	Year Ended December 31,	
	2017	2016
<b>Net Sales</b>		
Performance Coatings	\$ 2,675.1	\$ 2,398.5
Transportation Coatings	1,677.8	1,670.3
Total	\$ 4,352.9	\$ 4,068.8
<b>Segment Adjusted EBITDA</b>		
Performance Coatings	\$ 564.2	\$ 549.7
Transportation Coatings	321.0	352.7
Total	\$ 885.2	\$ 902.4

***Performance Coatings Segment***

Net sales increased \$276.6 million, or 11.5%, to \$2,675.1 million for the year ended December 31, 2017 compared to net sales of \$2,398.5 million for the year ended December 31, 2016. The increase in net sales for the year ended December 31, 2017 was driven by increased volumes of 10.7%. This included a 12.0% benefit from acquisitions and organic volume decreases, which were comprised of industrial end-market increases more than offset by decreases in our refinish end-market driven by distributor working capital adjustments in North America, as well as the absence of our now deconsolidated Venezuelan operations. Higher average selling prices contributed to an increase of 0.5%, and favorable impacts of currency exchange primarily related to the strengthening of the Euro compared to the U.S. dollar contributed to a 0.3% increase.

Adjusted EBITDA increased \$14.5 million, or 2.6%, to \$564.2 million for the year ended December 31, 2017 compared to \$549.7 million for the year ended December 31, 2016. The increase in Adjusted EBITDA for the year ended December 31, 2017 was driven by impacts of acquisitions and higher average selling prices. These increases were partially offset by the unfavorable impacts of higher variable costs across all regions and end-markets.

***Transportation Coatings Segment***

Net sales increased \$7.5 million, or 0.4%, to \$1,677.8 million for the year ended December 31, 2017 compared to net sales of \$1,670.3 million for the year ended December 31, 2016. The increase in net sales for the year ended December 31, 2017 was driven by an increase in sales volumes which contributed to growth of 3.0%. This included organic volume increases in both end-markets as well as a 0.7% benefit from acquisitions. Further contributing to the increase was the favorable impacts of currency exchange related to strengthening of the Euro and certain currencies in Latin America compared to the U.S. dollar which contributed to a 0.5% increase in net sales. Partially offsetting these increases were lower average selling prices across both end-markets contributing to a 3.1% decrease.

Adjusted EBITDA decreased \$31.7 million, or 9.0%, to \$321.0 million for the year ended December 31, 2017 compared to Adjusted EBITDA of \$352.7 million for the year ended December 31, 2016. The decrease in Adjusted EBITDA for the year ended December 31, 2017 was primarily driven by lower average selling prices and higher variable costs in our light vehicle end-market, partially offset by volume growth across both end-markets.

**SEGMENT RESULTS**

**Year ended December 31, 2016 compared to the year ended December 31, 2015**

The following table presents net sales by segment and segment Adjusted EBITDA for the following periods:

(In millions)	Year Ended December 31,	
	2016	2015
<b>Net Sales</b>		
Performance Coatings	\$ 2,398.5	\$ 2,381.8
Transportation Coatings	1,670.3	1,702.1
Total	\$ 4,068.8	\$ 4,083.9
<b>Segment Adjusted EBITDA</b>		
Performance Coatings	\$ 549.7	\$ 535.8
Transportation Coatings	352.7	328.1
Total	\$ 902.4	\$ 863.9

***Performance Coatings Segment***

Net sales increased \$16.7 million, or 0.7%, to \$2,398.5 million for the year ended December 31, 2016 compared to net sales of \$2,381.8 million for the year ended December 31, 2015. The increase in net sales for the year ended December 31, 2016 was a result of higher average selling prices and volumes which contributed 3.7% and 2.8%, respectively. Contributions from price included a stronger product mix which was driven by our North America and Latin America regions. Volume growth in both our refinish and industrial end-markets included a 3.2% benefit from our acquisitions, slightly offset by the negative volume contribution from Latin America. These increases were partially offset by the unfavorable impacts of weakening currencies across all regions, which contributed to a 5.8% reduction in net sales.

Adjusted EBITDA increased \$13.9 million, or 2.6%, to \$549.7 million for the year ended December 31, 2016 compared to Adjusted EBITDA of \$535.8 million for the year ended December 31, 2015. The increase in Adjusted EBITDA for the year ended December 31, 2016 was primarily driven by higher average selling prices, primarily in our refinish end-market, increases in sales volumes in both end-markets combined with lower variable costs across all regions and the impacts related to our recent acquisitions. Offsetting this increase were unfavorable impacts of currency exchange across all regions, due mainly to the weakening of certain currencies within Latin America compared to the U.S. dollar.

***Transportation Coatings Segment***

Net sales decreased \$31.8 million, or 1.9%, to 1,670.3 million for the year ended December 31, 2016 compared to net sales of \$1,702.1 million for the year ended December 31, 2015. The decrease in net sales for the year ended December 31, 2016 was primarily driven by unfavorable impacts of weakening currencies across all regions, which contributed to a 3.0% reduction in net sales. Offsetting the decline in net sales was a 1.0% increase in average selling prices primarily driven by Latin America. Volume of 0.1% was driven by strong performances in North America and Asia, including a 0.7% impact from acquisitions, which was largely offset by weaker volumes in Latin America.

Adjusted EBITDA increased \$24.6 million, or 7.5%, to \$352.7 million for the year ended December 31, 2016 compared to Adjusted EBITDA of \$328.1 million for the year ended December 31, 2015. The increase in Adjusted EBITDA for the year ended December 31, 2016 was primarily driven by higher average selling prices and lower variable costs. This increase was partially offset by higher operating costs combined with the unfavorable impacts of the weakening of certain currencies within Latin America compared to the U.S. dollar.

**LIQUIDITY AND CAPITAL RESOURCES**

Our primary sources of liquidity are cash on hand, cash flow from operations and available borrowing capacity under our Senior Secured Credit Facilities.

At December 31, 2017, availability under the Revolving Credit Facility was \$364.5 million, net of \$35.5 million of letters of credit outstanding. All such availability may be utilized without violating any covenants under the credit agreement governing such facility or the indentures governing the New Senior Notes. At December 31, 2017, we had \$13.1 million of outstanding borrowings under other lines of credit. Our remaining available borrowing capacity under other lines of credit in certain non-U.S. jurisdictions totaled \$5.1 million.

We or our affiliates, at any time and from time to time, may purchase shares of our common stock, the New Senior Notes or other indebtedness. Any such purchases may be made through the open market or privately negotiated transactions with third parties or pursuant to one or more redemption, tender or exchange offers or otherwise, upon such terms and at such prices, as well as with such consideration, as we, or any of our affiliates, may determine.

## Cash Flows

Years ended December 31, 2017, 2016 and 2015

(In millions)	Year Ended December 31,		
	2017	2016	2015
Net cash provided by (used for):			
Operating activities:			
Net income	\$ 47.7	\$ 44.6	\$ 95.8
Depreciation and amortization	347.5	322.1	307.7
Amortization of deferred financing costs and original issue discount	8.0	17.8	20.6
Debt extinguishment and refinancing related costs	13.4	97.6	2.5
Deferred income taxes	91.7	(15.9)	(6.2)
Realized and unrealized foreign exchange (gains) losses, net	(3.6)	35.5	93.7
Stock-based compensation	38.5	41.1	30.2
Asset impairments	7.6	68.4	30.6
Venezuela deconsolidation charge	70.9	—	—
Other non-cash items	4.4	(1.9)	12.5
Net income adjusted for non-cash items	626.1	609.3	587.4
Changes in operating assets and liabilities	(86.1)	(50.0)	(177.6)
Operating activities	540.0	559.3	409.8
Investing activities	(689.6)	(257.0)	(166.2)
Financing activities	367.3	(232.6)	(84.7)
Effect of exchange rate changes on cash	17.1	(19.3)	(58.0)
Net increase in cash	\$ 234.8	\$ 50.4	\$ 100.9

### Year Ended December 31, 2017

#### Net Cash Provided by Operating Activities

Net cash provided by operating activities for the year ended December 31, 2017 was \$540.0 million. Net income before deducting depreciation, amortization and other non-cash items generated cash of \$626.1 million. This was partially offset by uses of working capital of \$86.1 million. The most significant drivers in working capital were increases in accounts receivables of \$15.2 million, inventory of \$19.9 million and other assets of \$84.9 million. These were primarily caused by incremental net sales, increased inventory builds to support ongoing operational demands and upfront customer incentive payments during the year ended December 31, 2017. Other uses were due to a reduction in other liabilities of \$12.6 million related to payments of normal operating activities, offset by increases in accounts payable of \$39.8 million and other accrued liabilities of \$6.7 million.

#### Net Cash Used in Investing Activities

Net cash used in investing activities for the year ended December 31, 2017 was \$689.6 million. This use was driven by business acquisitions of \$564.4 million (net of cash acquired), purchases of property, plant and equipment of \$125.0 million, reduction of cash due to the deconsolidation of our Venezuelan operations of \$4.3 million, and net cash provided for other investing activities of \$4.1 million.

#### Net Cash Provided by Financing Activities

Net cash provided by financing activities for the year ended December 31, 2017 was \$367.3 million. This inflow was driven by net proceeds from borrowings of \$483.6 million primarily relating to the refinancing of our Dollar Term Loans, and proceeds of \$24.8 million from cash received from stock option exercises. These proceeds were partially offset by purchases of treasury stock for \$58.4 million and other payments of \$82.7 million consisting of financing-related costs, pay-down of short-term and long-term borrowings, deferred acquisition-related consideration and dividends to noncontrolling interests.

*Other Impacts on Cash*

Favorable currency exchange impacts on cash for the year ended December 31, 2017 were \$17.1 million, which were driven primarily by the strengthening of the Euro compared to the U.S. dollar.

**Year Ended December 31, 2016**

*Net Cash Provided by Operating Activities*

Net cash provided by operating activities for the year ended December 31, 2016 was \$559.3 million. Net income before deducting depreciation, amortization and other non-cash items generated cash of \$609.3 million. This was partially offset by net increases in operating assets and liabilities of \$50.0 million. The most significant drivers in working capital were increases in accounts receivables and other assets of \$132.3 million due primarily to incremental net sales and upfront customer payments, offset by net increases in current and non-current liabilities of \$84.0 million primarily related to cost savings initiatives and timing of operating activities, which includes increases in accounts payable of \$32.3 million.

*Net Cash Used for Investing Activities*

Net cash used for investing activities for the year ended December 31, 2016 was \$257.0 million. This use was primarily driven by purchases of property, plant and equipment of \$136.2 million and acquisitions of \$114.8 million (net of cash acquired), and \$6.0 million of other investing activities that includes \$3.9 million of asset acquisitions.

*Net Cash Used for Financing Activities*

Net cash used for financing activities for the year ended December 31, 2016 was \$232.6 million. This use was driven by payments of \$1,755.7 million relating to the redemption of our 2021 Dollar and Euro Senior Notes, the net paydown and early repayments of our 2020 Term Loans, and quarterly principal payments as required under the Credit Agreement. These payments were offset by proceeds of \$1,604.3 million relating to the issuance of our new 2024 Dollar and Euro Senior Notes and our new 2025 Euro Senior Notes, as well as the increase in principal on our 2023 Euro Term Loans as a part of the refinancing. The issuance and refinancing of our new indebtedness required us to pay financing costs of \$86.3 million, which included a premium for early redemption of our 2021 Dollar and Euro Senior Notes of \$56.6 million.

In addition, we had cash received from stock options exercised for \$16.7 million, which is offset by repayments of short-term borrowings of \$8.6 million, dividends paid to noncontrolling interests of \$3.0 million, and \$0.2 million of other financing activities.

*Other Impacts on Cash*

Unfavorable currency exchange impacts on cash for the year ended December 31, 2016 were \$19.3 million primarily driven by the weakening of our translation rates compared to the U.S. dollar for our Venezuelan subsidiary which contributed \$14.0 million.

**Year ended December 31, 2015**

*Net Cash Provided by Operating Activities*

Net cash provided by operating activities for the year ended December 31, 2015 was \$409.8 million. Net income before deducting depreciation, amortization and other non-cash items generated cash of \$587.4 million. This was partially offset by net increases in operating assets and liabilities of \$177.6 million. The most significant drivers in working capital were increases in accounts receivables and other assets of \$126.7 million due primarily to the mix of credit terms which drove an increase in days sales outstanding and increased inventory builds of \$35.2 million to support ongoing operational demands. Cash flows associated with accounts payable and other liabilities of \$29.1 million related to payments of normal operating activities incurred in 2014 and paid during 2015.

*Net Cash Used for Investing Activities*

Net cash used for investing activities for the year ended December 31, 2015 was \$166.2 million. This use was primarily driven by purchases of property, plant and equipment of \$138.1 million and acquisitions of \$29.6 million (net of cash received).

*Net Cash Used for Financing Activities*

Net cash used for financing activities for the year ended December 31, 2015 was \$84.7 million. The change was primarily driven by repayment of term loans of \$127.3 million. These payments were comprised of a \$100.0 million prepayment on our 2020 Dollar Term Loans made during the year ended December 31, 2015, along with \$27.3 million of quarterly principal repayments as required under the Credit Agreement. In addition to these payments, we also paid dividends to non-controlling interests of \$4.7 million. Offsetting these payments were cash received from stock option exercises for \$62.4 million, and proceeds received from short-term borrowings during the period of \$2.0 million.

*Other Impacts on Cash*

Unfavorable currency exchange impacts on cash for the year ended December 31, 2015 were \$58.0 million primarily driven by the weakening of our translation rates compared to the U.S. dollar for our Venezuelan subsidiary which contributed \$37.4 million.

**Financial Condition**

We had cash and cash equivalents at December 31, 2017 and 2016 of \$769.8 million and \$535.4 million, respectively. Of these balances, \$398.9 million and \$366.7 million were maintained in non-U.S. jurisdictions as of December 31, 2017 and 2016, respectively. We believe our organizational structure allows us the necessary flexibility to move funds throughout our subsidiaries to meet our operational working capital needs.

Our business may not generate sufficient cash flow from operations and future borrowings may not be available under our Senior Secured Credit Facilities in an amount sufficient to enable us to pay our indebtedness, or to fund our other liquidity needs, including planned capital expenditures. In such circumstances, we may need to refinance all or a portion of our indebtedness on or before maturity. We may not be able to refinance any of our indebtedness on commercially reasonable terms or at all. If we cannot service our indebtedness, we may have to take actions such as selling assets, seeking additional equity or reducing or delaying capital expenditures, strategic acquisitions, investments and alliances. See Part I, Item 1A, "Risk Factors-Risks Related to our Indebtedness-To service all of our indebtedness, we will require a significant amount of cash and our ability to generate cash depends on many factors beyond our control." Our primary sources of liquidity are cash on hand, cash flow from operations and available borrowing capacity under our Revolving Credit Facility. Based on our forecasts, we believe that cash flow from operations, available cash on hand and available borrowing capacity under our Senior Secured Credit Facilities and existing lines of credit will be adequate to service debt, fund our cost-savings initiatives, meet liquidity needs and fund necessary capital expenditures for the next twelve months.

Our ability to make scheduled payments of principal or interest on, or to refinance, our indebtedness or to fund working capital requirements, capital expenditures and other current obligations will depend on our ability to generate cash from operations. Such cash generation is subject to general economic, financial, competitive, legislative, regulatory and other factors that are beyond our control.

If required, our ability to raise additional financing and our borrowing costs may be impacted by short and long-term debt ratings assigned by independent rating agencies, which are based, in significant part, on our performance as measured by certain credit metrics such as interest coverage and leverage ratios. Our highly leveraged nature may limit our ability to procure additional financing in the future.

The following table details our borrowings outstanding at the periods indicated:

(In millions)	December 31,	
	2017	2016
2024 Dollar Term Loans	\$ 1,960.0	\$ —
2023 Dollar Term Loans	—	1,545.0
2023 Euro Term Loans	472.5	417.6
2024 Dollar Senior Notes	500.0	500.0
2024 Euro Senior Notes	399.7	349.7
2025 Euro Senior Notes	536.9	469.8
Short-term and other borrowings	94.8	39.8
Unamortized original issue discount	(9.1)	(10.0)
Deferred financing costs, net	(39.2)	(48.0)
	\$ 3,915.6	\$ 3,263.9
Less:		
Short term borrowings	\$ 12.9	\$ 8.3
Current portion of long-term borrowings	24.8	19.6
Long-term debt	\$ 3,877.9	\$ 3,236.0

Our indebtedness, including the Senior Secured Credit Facilities and New Senior Notes, is more fully described in Note 20 to the consolidated financial statements included elsewhere in this Annual Report on Form 10-K.

[Table of Contents](#)

Our liquidity requirements are significant due to the highly leveraged nature of our company as well as our working capital requirements. At December 31, 2017 and 2016, there were no borrowings under the Revolving Credit Facility with total availability under the Revolving Credit Facility of \$364.5 million and \$378.7 million, respectively, all of which may be borrowed by us without violating any covenants under the credit agreement governing such facility or the indentures governing the New Senior Notes.

The following tables detail our borrowings outstanding and the associated interest expense, including amortization of debt issuance costs and debt discounts, and average effective interest rates for such borrowings for the years ended December 31, 2017 and 2016, respectively:

(In millions)	Year Ended December 31, 2017		
	Principal	Average Effective Interest Rate	Interest Expense
Term Loans	\$ 2,432.5	3.5%	\$ 80.0
Revolving Credit Facility	—	N/A	1.9
Senior Notes	1,436.6	4.5%	62.2
Short-term and other borrowings	94.8	Various	2.9
Total	\$ 3,963.9		\$ 147.0

(In millions)	Year Ended December 31, 2016		
	Principal	Average Effective Interest Rate	Interest Expense
Term Loans	\$ 1,962.6	4.4%	\$ 100.3
Revolving Credit Facility	—	N/A	3.0
Senior Notes	1,319.5	6.1%	69.9
Short-term and other borrowings	39.8	Various	5.0
Total	\$ 3,321.9		\$ 178.2

## Contractual Obligations

The following table summarizes our contractual obligations at December 31, 2017:

(In millions)	Contractual Obligations Due In:				
	Total	2018	2019-2020	2021-2022	Thereafter
Debt, including current portion (1)					
Senior Secured Credit Facilities, consisting of the following:					
Term Loan Facilities:					
2024 Dollar Term Loans	\$ 1,960.0	\$ 20.0	\$ 40.0	\$ 40.0	\$ 1,860.0
2023 Euro Term Loans	472.5	4.8	9.5	9.5	448.7
Senior Notes, consisting of the following:					
2024 Dollar Senior Notes	500.0	—	—	—	500.0
2024 Euro Senior Notes	399.7	—	—	—	399.7
2025 Euro Senior Notes	536.9	—	—	—	536.9
Other borrowings (2)	41.8	13.1	1.7	27.0	—
Interest payments (3)	907.2	143.2	284.1	277.8	202.1
Sale-leaseback financing (4)	110.8	5.3	10.8	11.3	83.4
Operating leases	134.7	41.8	46.0	26.7	20.2
Pension contributions (5)	16.2	16.2	—	—	—
Purchase obligations (6)	175.2	93.9	63.3	6.6	11.4
Uncertain tax positions, including interest and penalties (7)	—	—	—	—	—
<b>Total</b>	<b>\$ 5,255.0</b>	<b>\$ 338.3</b>	<b>\$ 455.4</b>	<b>\$ 398.9</b>	<b>\$ 4,062.4</b>

- (1) During the year ended December 31, 2017, we refinanced our 2023 Dollar Term Loans with our 2024 Dollar Term Loans (see Note 20 to the consolidated financial statements included elsewhere in this Annual Report on Form 10-K). This resulted in a significant increase in our obligations for the years after 2022. Amounts assume that the Senior Secured Credit Facilities and New Senior Notes are repaid upon maturity, and the Revolving Credit Facility remains undrawn, which may or may not reflect future events.
- (2) Other borrowings exclude debt associated with two of our leases treated as indebtedness, discussed within end-note 4.
- (3) Future interest payments include commitment fees on the unused portion of the Revolving Credit Facility, and reflect the interest payments on our Current Term Loans and New Senior Notes. Future interest payments assume December 31, 2017 variable interest rates will prevail throughout all future periods. Amounts represent the timing of interest accruals. Actual interest payments and repayment amounts may change depending on impact of interest rates on variable rate indebtedness and changes in currency exchange rates.
- (4) During the year ended December 31, 2017, we began treating one of our leases as a sale-leaseback financing obligation, which was previously treated as a build-to-suit lease. During the year ended December 31, 2016, we also recognized one of our leases as a sale-leaseback financing. The cash rental costs to be paid over the terms of these leases are reflected within the table above.
- (5) We expect to make contributions to our defined benefit pension plans beyond 2018; however, the amount of any contributions is dependent on the future economic environment and investment returns, and we are unable to reasonably estimate the pension contributions beyond 2018.
- (6) Purchase obligations include various commitments, including contractual commitments to acquire ownership interests in a joint venture and pay contingent consideration and deferred consideration, as a result of business acquisitions completed in 2016 and 2017. At December 31, 2017, we are committed to pay \$53.9 million in two equal installments (2018 and 2019) related to the purchase of remaining joint venture interests, as well as \$12.4 million of contingent and deferred consideration payable in 2018 related to previously closed acquisitions. In addition, we have \$15.8 million in interest rate caps which will be paid from 2018 through 2021.
- (7) At December 31, 2017, we had approximately \$18.4 million of gross uncertain tax positions, including interest and penalties that could result in potential payments. Due to the high degree of uncertainty regarding future timing of cash flows associated with these liabilities, we are unable to estimate the years in which settlement will occur with the respective taxing authorities.

## Scheduled Maturities

Below is a schedule of required future repayments of all borrowings outstanding at December 31, 2017.

<b>(In millions)</b>	
2018	\$ 40.5
2019	26.5
2020	25.7
2021	25.7
2022	52.4
Thereafter	3,778.6
Total	<u>\$ 3,949.4</u>

The table above excludes \$14.5 million of debt associated with our sale-leaseback financings that will not be settled with cash.

## Off Balance Sheet Arrangements

See Note 8 to the consolidated financial statements included elsewhere in this Annual Report on Form 10-K for disclosure of our guarantees of certain customers' obligations to third parties.

## Recent Accounting Guidance

See Note 4 to the consolidated financial statements included elsewhere in this Annual Report on Form 10-K for a summary of recent accounting guidance.

## CRITICAL ACCOUNTING POLICIES AND ESTIMATES

Our discussion and analysis of results of operations and financial condition are based upon our consolidated financial statements. These financial statements have been prepared in accordance with U.S. GAAP unless otherwise noted. The preparation of these financial statements requires us to make estimates and judgments that affect the amounts reported in the financial statements. We base our estimates and judgments on historical experiences and assumptions believed to be reasonable under the circumstances and re-evaluate them on an ongoing basis. Actual results could differ from our estimates under different assumptions or conditions. Our significant accounting policies, which may be affected by our estimates and assumptions, are more fully described in Note 3 to the consolidated financial statements included elsewhere in this Annual Report on Form 10-K.

An accounting policy is deemed to be critical if it requires an accounting estimate to be made based on assumptions about matters that are highly uncertain at the time the estimate is made, and if different estimates that reasonably could have been used, or changes in the accounting estimates that are reasonably likely to occur periodically, could materially impact the financial statements. Management believes the following critical accounting policies reflect its most significant estimates and assumptions used in the preparation of the financial statements.

### *Accounting for Business Combinations*

We account for business combinations under the acquisition method of accounting. This method requires the recording of acquired assets, including separately identifiable intangible assets, and assumed liabilities at their acquisition date fair values. The excess of the purchase price over the fair value of assets acquired and liabilities assumed is recorded as goodwill. Determining the fair value of assets acquired and liabilities assumed requires management's judgment and often involves the use of significant estimates and assumptions, including assumptions with respect to future cash inflows and outflows, discount rates, royalty rates, asset lives and market multiples, among other items.

The fair values of intangible assets are estimated using an income approach, either the excess earnings method (customer relationships) or the relief from royalty method (technology and trademarks). Under the excess earnings method, an intangible asset's fair value is equal to the present value of the incremental after-tax cash flows attributable solely to the intangible asset over its remaining useful life. Under the relief from royalty method, fair value is measured by estimating future revenue associated with the intangible asset over its useful life and applying a royalty rate to the revenue estimate. These intangible assets enable us to secure markets for our products, develop new products to meet the evolving business needs and competitively produce our existing products.

The fair values of real properties acquired are based on the consideration of their highest and best use in the market. The fair values of property, plant and equipment, other than real properties, are based on the consideration that unless otherwise identified, they will continue to be used "as is" and as part of the ongoing business. In contemplation of the in-use premise and the nature of the assets, the fair value is developed primarily using a cost approach.



The determination of the fair value of assets acquired and liabilities assumed involves assessing factors such as the expected future cash flows associated with individual assets and liabilities and appropriate discount rates at the date of the acquisition.

The fair value of noncontrolling interests, when applicable, are estimated by applying an income approach and is based on significant inputs that are not observable in the market and thus represents a fair value measurement categorized within Level 3 of the fair value hierarchy. Key assumptions in the valuation of noncontrolling interest included a discount rate, a terminal value based on a range of long-term sustainable growth rates and adjustments because of the lack of control that market participants would consider when measuring the fair value of the noncontrolling interests.

The fair value of the contingent consideration liabilities is estimated by applying an income approach using the Black-Scholes option pricing model. The fair value measurements are based on significant inputs that are not observable in the market and thus represents a fair value measurement categorized within Level 3 of the fair value hierarchy. Key assumptions in the valuation of contingent consideration liabilities included discount rates, expected terms, volatility rates and operating results as applicable based on the targets identified in the respective acquisition agreements.

The results of operations for businesses acquired are included in the financial statements from the date of the acquisition.

See Note 5 to the consolidated financial statements included elsewhere in this Annual Report on Form 10-K for further detail on the related accounting.

### ***Asset Impairments***

Factors that could result in future impairment charges or changes in useful lives, among others, include changes in worldwide economic conditions, changes in technology, changes in competitive conditions and customer preferences, and fluctuations in foreign currency exchange rates. These risk factors are discussed in Part I, Item 1A, "Risk Factors," included elsewhere in this Annual Report on Form 10-K.

### ***Goodwill and indefinite-lived intangible assets***

As discussed in Note 3 to the consolidated financial statements included elsewhere in this Annual Report on Form 10-K, the Company tests goodwill and identifiable intangible assets with indefinite lives for impairment at least annually as of October 1st. We initially test goodwill and indefinite-lived intangible assets for impairment by performing a qualitative evaluation. The qualitative evaluation is an assessment of factors, including reporting unit or asset specific operating results and cost factors, as well as industry, market and macroeconomic conditions, to determine whether it is more likely than not (more than 50%) that the fair values of a reporting unit or asset is less than the respective carrying amounts, including goodwill when testing goodwill for impairment. In the event the qualitative assessment indicates that an impairment is more likely than not, we would be required to perform a quantitative impairment test, otherwise no further analysis is required. We may elect to bypass this qualitative assessment for some or all of our reporting units and indefinite-lived intangible assets and perform a two-step quantitative test. Fair values under the quantitative test are estimated using a combination of discounted projected future earnings or cash flow methods, that are based on projections of the amounts and timing of future revenue and cash flows, and multiples of earnings in estimating fair value. In conjunction with our impairment assessments of indefinite-lived intangible assets, we also review the reasonableness of the indefinite useful lives associated with these assets, in which we evaluate whether indicators exist that future cash flows associated with these assets could be realized over a finite period.

For the 2017 impairment tests of our goodwill and indefinite-lived intangible assets, management performed the two-step quantitative test. This test concluded that the carrying values exceeded the respective fair values and no impairments existed. In addition, during 2017 we changed certain indefinite-lived intangible assets to definite-lived intangible assets, as discussed further in Note 6 to the consolidated financial statements included elsewhere in this Annual Report on Form 10-K.

The inputs utilized in a quantitative analysis are classified as Level 3 inputs within the fair value hierarchy as defined in ASC 820, *Fair Value Measurement*. The process of evaluating the potential impairment of goodwill and indefinite-lived intangible assets is subjective because it requires the use of estimates and assumptions as to our future cash flows, discount rates commensurate with the risks involved in the assets, future economic and market conditions, as well as other key assumptions. We believe that the amounts recorded in the financial statements related to goodwill and indefinite-lived intangible assets are based on the best estimates and judgments of the appropriate Axalta management, although actual outcomes could differ from our estimates.

Goodwill is allocated to, and evaluated for impairment at, the reporting unit level, which is defined as an operating segment or one level below an operating segment. We have two operating segments - Performance Coatings and Transportation Coatings - that also serve as our reportable segments. We have goodwill allocated to each of our four reporting units. At December 31, 2017, our \$1,271.2 million in total goodwill is allocated to reportable segments as follows: \$1,189.2 million in Performance Coatings and \$82.0 million in Transportation Coatings.

*Other intangible assets*

Definite-lived intangible assets, such as technology, trademarks, customer relationships and non-compete agreements are amortized over their estimated useful lives, generally for periods ranging from 2 to 20 years. The reasonableness of the useful lives of these assets is continually evaluated. Once these assets are fully amortized, they are removed from the balance sheet.

The in-process research and development projects we acquired in conjunction with the Acquisition are considered indefinite-lived intangible assets until the abandonment or completion of the associated research and development efforts. Upon completion of the research and development process, the carrying values of acquired in process research and development projects are reclassified as definite-lived assets and are amortized over their useful lives. If the project is abandoned, we record the write-off as a loss in the statement of operations.

*Long-Lived Assets*

Long-lived assets, which includes property, plant and equipment, and definite-lived intangible assets, are assessed for impairment whenever events or changes in circumstances indicate the carrying amount of the asset may not be recoverable. The impairment testing involves comparing the carrying amount of the asset to the forecasted undiscounted future cash flows generated by that asset. In the event the carrying amount of the asset exceeds the undiscounted future cash flows generated by that asset and the carrying amount is not considered recoverable, an impairment exists. An impairment loss is measured as the excess of the asset's carrying amount over its fair value. An impairment loss is recognized in the statement of operations in the period that the impairment occurs.

**Stock-Based Compensation**

Compensation expense related to service-based, non-qualified stock options is equivalent to the grant-date fair value of the awards determined under the Black-Scholes option pricing model and is being recognized as compensation expense over the service period utilizing the graded vesting attribution method.

Compensation expense related to the restricted stock awards and restricted stock units is equal to the grant-date fair value of the awards determined by the closing share price on the date of the grant. The related expense is being recognized as compensation expense over the service period utilizing the graded vesting attribution method.

Compensation expense related to performance stock awards and performance share units is equivalent to the grant-date fair value of the awards determined using a valuation methodology (Monte Carlo simulation model) to account for the market conditions linked to these awards. These awards are tied to the Company's total shareholder return ("TSR") relative to the TSR of a selected industry peer group. Each award covers a three-year performance cycle with a three-year service period vesting requirement. Awards will cliff vest upon meeting the applicable TSR thresholds and the three-year service requirement. The actual number of shares awarded is adjusted to between zero and 200% of the target award amount based upon achievement of pre-determined objectives relative to a peer group. TSR relative to peers is considered a market condition under applicable authoritative guidance. The related expense is being recognized as compensation expense over the service period utilizing the graded vesting attribution method.

We recognize compensation expense net of forfeitures, which we have elected to record at the time of occurrence.

The fair value of non-qualified stock options granted from 2015 through 2017 and the respective principal weighted average assumptions used in applying the Black-Scholes model were as follows:

Key Assumptions	2017 Grants	2016 Grants	2015 Grants
Expected Term	6.00 years	6.00 years	6.00 years
Volatility	21.75%	21.63%	22.19%
Dividend Yield	—%	—%	—%
Discount Rate	2.03%	1.45%	1.79%
Fair Value of Options Per Share	\$7.20 - \$8.56	\$5.68 - \$6.95	\$6.27 - \$8.88

See Note 10 to the consolidated financial statements included elsewhere in this Annual Report on Form 10-K for further detail on stock based compensation.

### ***Retirement Benefits***

The amounts recognized in the audited financial statements related to pension and other long-term employee benefits are determined from actuarial valuations. Inherent in these valuations are assumptions including expected return on plan assets, discount rates at which liabilities could have been settled, rate of increase in future compensations levels, and mortality rates. These assumptions are updated annually and are disclosed in Note 9 to the consolidated financial statements included elsewhere in this Annual Report on Form 10-K. In accordance with U.S. GAAP, actual results that differed from the assumptions are accumulated and amortized over future periods and therefore, affect expense recognized and obligations recorded in future periods.

For the majority of our defined benefit pension obligations, we utilize prevailing long-term high quality corporate bond indices applicable to the respective country at each measurement date. In countries where established corporate bond markets do not exist, we utilize other index movement and duration analysis to determine discount rates. The calculation separately discounts benefit payments using the spot rates from a long-term, high-quality corporate bond yield curve.

The estimated impact of either a 100 basis point increase or decrease of the discount rate to the net periodic benefit cost for 2018 would result in an increase of \$0.3 million in both scenarios. The estimated impact of a 100 basis point increase or decrease of the expected return on asset assumption on the net periodic benefit cost for 2018 would result in a decrease or increase of approximately \$3.1 million, respectively.

### ***Income taxes***

The provision for income taxes was determined using the asset and liability approach of accounting for income taxes. Under this approach, deferred taxes represent the future tax consequences expected to occur when the reported amounts of assets and liabilities are recovered or paid. The provision for income taxes represents income taxes paid or payable for the current year plus the change in deferred taxes during the period. Deferred taxes result from differences between the financial and tax basis of our assets and liabilities and are adjusted for changes in tax rates and tax laws when changes are enacted. Valuation allowances are recorded to reduce deferred tax assets when it is more likely than not that a tax benefit will not be realized. Deferred tax assets and liabilities are measured using enacted tax rates applicable in the years in which they are expected to be recovered or settled. The effect on deferred tax assets and liabilities of a change in tax law is recognized in income in the period that includes the enactment date.

At December 31, 2017, we had a net deferred tax asset balance of \$45.5 million, after valuation allowances of \$214.2 million. At December 31, 2016, we had a net deferred tax asset balance of \$162.2 million, after valuation allowances of \$135.4 million. Such assets arise because of temporary differences between the financial reporting and tax bases of assets and liabilities, as well as from net operating loss, interest and tax credit carryforwards. The Company records a valuation allowance if, based upon the weight of the available evidence, it is more likely than not that some or all of the deferred tax assets will not be realized. The Company must generate approximately \$268.3 million of taxable income to fully realize its consolidated net deferred tax assets as of December 31, 2017.

We evaluate the recoverability of deferred tax assets on a jurisdictional basis by assessing the adequacy of future expected taxable income from all sources, including the reversal of taxable temporary differences, forecasted core business earnings and available tax planning strategies. Of our net deferred tax asset balance as of December 31, 2017, \$137.1 million, net of valuation allowances of \$26.1 million, relates to our operations within the U.S. As of December 31, 2017, our operations within the U.S. are in a three-year cumulative income position. In instances where we are in a three-year cumulative loss, we assess all positive and negative factors including any potential aberrational items which may be included within our taxable results. The aberrational items which have impacted our results include transition-related costs associated with the separation from our Predecessor coupled with significant taxable losses associated with the exercises of pre-IPO stock options that were deep in the money at the time they were exercised, as well as debt extinguishment, refinancing and acquisition related costs. We believe, and have assumed, these types of losses are not indicative of our core earnings for purposes of assessing the appropriateness of a valuation allowance. Assumptions around sources of taxable income inherently rely heavily on estimates. We use our historical experience and our short and long-range business forecasts to provide insight. While the Company believes that its judgments and estimations regarding deferred tax assets are appropriate, significant differences in actual experience may require the Company to adjust its valuation allowance and could materially affect the Company's future financial results.

On December 22, 2017, the U.S. TCJA legislation was enacted into law and contains several key tax provisions that affected us, including the reduction of the U.S. corporate income tax rate to 21% effective January 1, 2018, among others. We are required to recognize the effect of the tax law changes in the period of enactment, such as remeasuring our U.S. deferred tax assets and liabilities as well as reassessing the net realizability of our deferred tax assets and liabilities. The SEC staff issued SAB 118, which allows us to record provisional amounts during a measurement period not to extend beyond one year of the enactment date. Since the U.S. TCJA was passed late in December 2017, and ongoing guidance and accounting interpretation are expected over the coming months, we consider the accounting of the impacts of the U.S. TCJA, and other items to be provisional due to the forthcoming guidance and our ongoing analysis of our tax positions. We expect to complete our analysis within the one-year measurement period in accordance with SAB 118.

We provide for income and foreign withholding taxes, where applicable, on unremitted earnings of all subsidiaries and related companies to the extent that such earnings are not deemed to be permanently invested. At December 31, 2017 and 2016 deferred income taxes of approximately \$7.4 million and \$5.8 million have been provided on such subsidiary earnings, respectively. At December 31, 2017, and 2016, we have not recorded a deferred tax liability related to withholding taxes of approximately \$4.2 million and \$3.0 million, respectively, on unremitted earnings of subsidiaries that are permanently invested.

The breadth of our operations and the global complexity of tax regulations require assessments of uncertainties and judgments in estimating taxes we will ultimately pay. The final taxes paid are dependent upon many factors, including negotiations with taxing authorities in various jurisdictions, outcomes of tax litigation and resolution of disputes arising from federal, state and international tax audits in the normal course of business. A liability for unrecognized tax benefits is recorded when management concludes that the likelihood of sustaining such positions upon examination by taxing authorities is less than "more likely than not." Interest and penalties accrued related to unrecognized tax benefits are included in the provision for income taxes. At December 31, 2017 and 2016, the Company had gross unrecognized tax benefits, excluding interest and penalties, for both domestic and foreign operations of \$17.2 million and \$12.3 million, respectively.

See Note 12 to the consolidated financial statements included elsewhere in this Annual Report on Form 10-K for further detail on our accounting for income taxes.

### ***Derivatives and Hedging***

For derivatives designated as cash flow hedges, we measure hedge effectiveness by formally assessing, at least quarterly, the probable high correlation of the expected future cash flows of the hedged item and the derivative hedging instrument. The ineffective portions of the hedges are recorded in the consolidated statement of operations in the current period. If the hedging relationship ceases to be highly effective or it becomes probable that an expected transaction will no longer occur, future gains or losses on the derivative instrument are recorded in the statement of operations.

We account for interest rate caps related to our existing long-term borrowings as cash flow hedges. The effective portions of the changes in the fair values of these derivatives are recorded in other comprehensive income and are reclassified to interest expense in the period in which earnings are impacted by the hedged items or in the period that the transaction no longer qualifies as a cash flow hedge. The ineffective portions of the changes in fair values of the derivatives are recorded in interest expense in the period ineffectiveness is determined.

If no hedging relationship is designated, derivatives are marked to market through the statement of operations. Cash flows from derivatives are recognized in the statement of cash flows in a manner consistent with the underlying transactions.

See Note 22 to the consolidated financial statements included elsewhere in this Annual Report on Form 10-K for further detail on our derivatives and hedging instruments.

### ***Foreign Currency Translation***

Our reporting currency is the U.S. dollar. Due primarily to our legal entity organization structure, global cash management and raw material sourcing strategies, we determined that the functional currency of certain subsidiaries operating outside of the United States is generally the local currency of the respective subsidiaries. Assets and liabilities of these operations are translated into U.S. dollars at end-of-period exchange rates; income and expenses are translated using the average exchange rates for the reporting period. Resulting cumulative translation adjustments are recorded as a component of shareholders' equity in the consolidated balance sheet.

Gains and losses from transactions denominated in foreign currencies other than an entities' functional currency are included in the consolidated statement of operations in other expense, net.

### ***Sales deductions***

In certain of our end-markets, when we recognize revenue from the sale of our products to our distribution customers, we simultaneously record an adjustment to net sales for estimated rebates, sales incentives and other allowances. In our refinish end-market, risk of loss passes upon the sale to our distribution customers. Subsequent to the sale to distribution customers, when the distribution customers sell our products to collision repair body shops, additional rebates or further pricing concessions can be given to our distribution customers and certain collision repair body shops. These rebates or further pricing concessions are estimated upon the sale to the distribution customer.

These provisions are estimated based on historical experience, estimated future trends, estimated distribution inventory levels, current contract sales terms with our direct and indirect customers and other competitive factors. If the assumptions we used to calculate these adjustments do not appropriately reflect future activity, our financial position, results of operations and cash flows could be materially impacted.

### ***Allowance for doubtful accounts***

We maintain an allowance for doubtful accounts that reduces receivables to amounts that are expected to be collected. In estimating the allowance, management considers factors such as current overall geographic and industry-specific economic conditions, statutory requirements, accounts receivable turnover, historical and anticipated customer performance, historical experience with write-offs as a standalone company and the level of past-due amounts. Changes in these conditions may result in additional allowances. After all attempts to collect a receivable have failed and local legal requirements are met, the receivable is written off against the allowance.

### ***Contingencies***

Contingencies, by their nature, relate to uncertainties that require management to exercise judgment both in assessing the likelihood that a liability has been incurred as well as in estimating the amount of potential loss. The most important contingencies impacting our financial statements are those related to environmental remediation, pending or threatened litigation against the Company and the resolution of matters related to open tax years.

Environmental remediation costs are accrued when it is probable that a liability has been incurred and the amount can be reasonably estimated. Estimates of environmental reserves require evaluating government regulation, available technology, site-specific information and remediation alternatives. We accrue an amount equal to our best estimate of the costs to remediate based upon the available information. The extent of environmental impacts may not be fully known and the processes and costs of remediation may change as new information is obtained or technology for remediation is improved. Our process for estimating the expected cost for remediation considers the information available, technology that can be utilized and estimates of the extent of environmental damage. Adjustments to our estimates are made periodically as additional information received as remediation progresses.

We are subject to legal proceedings and claims arising out of our business operations. We routinely assess the likelihood of any adverse outcomes to these matters, as well as ranges of probable losses. A determination of the amount of the reserves required, if any, for these contingencies is made after analysis of each known claim. We have an active risk management program consisting of numerous insurance policies secured from many carriers. These policies often provide coverage that is intended to minimize the financial impact, if any, of the legal proceedings. The required reserves may change in the future due to new developments in each matter.

For more information on these matters, see Note 8 and Note 12 to the consolidated financial statements included elsewhere in this Annual Report on Form 10-K.

## ITEM 7A. QUANTITATIVE AND QUALITATIVE DISCLOSURES ABOUT MARKET RISK

We are exposed to changes in interest rates and foreign currency exchange rates because we finance certain operations through fixed and variable rate debt instruments and denominate our transactions in a variety of foreign currencies. We are also exposed to changes in the prices of certain commodities that we use in production. Changes in these rates and commodity prices may have an impact on future cash flow and earnings.

We manage these risks through normal operating and financing activities and, when deemed appropriate, through the use of derivative financial instruments. We do not enter into derivative financial instruments for trading or speculative purposes.

By using derivative instruments, we are subject to credit and market risk. The fair market value of the derivative instruments is determined by using valuation models whose inputs are derived using market observable inputs, including interest rate yield curves, as well as foreign exchange and commodity spot and forward rates, and reflects the asset or liability position as of the end of each reporting period. When the fair value of a derivative contract is positive, the counterparty owes us, thus creating a receivable risk for us. We are exposed to counterparty credit risk in the event of non-performance by counterparties to our derivative agreements. We minimize counterparty credit (or repayment) risk by entering into transactions with major financial institutions of investment grade credit rating.

Our exposure to market risk is not hedged in a manner that completely eliminates the effects of changing market conditions on earnings or cash flow.

### *Interest rate risk*

We are subject to interest rate market risk in connection with our borrowings. A one-eighth percent change in the applicable interest rate for borrowings under the Senior Secured Credit Facilities (assuming the Revolving Credit Facility is undrawn) would have an annual impact of approximately \$1.4 million on cash interest expense considering the impact of our hedging positions currently in place.

We selectively use derivative instruments to reduce market risk associated with changes in interest rates. The use of derivatives is intended for hedging purposes only and we do not enter into derivative instruments for speculative purposes.

During the year ended December 31, 2017, we entered into four 1.5% interest rate caps with aggregate notional amounts totaling \$850 million to hedge the variable interest rate exposures on our 2024 Dollar Term Loans. Three of these interest rate caps were effective beginning September 30, 2017 and expire December 31, 2019 and included an aggregate deferred premium of \$8.6 million at inception. The fourth interest rate cap is in place starting from January 1, 2018 and expires December 31, 2021 and included a deferred premium of \$8.1 million at inception. All deferred premiums will be paid quarterly over the term of the respective interest rate caps. The interest rate caps were designated as cash flow hedges.

In addition to these interest rate caps, during the year ended December 31, 2017, we purchased a 1.25% interest rate cap with a notional amount of €388.0 million to hedge the variable interest rate exposures on our 2023 Euro Term Loans. We paid a premium equal to \$0.6 million at inception for the interest rate cap which is effective beginning September 30, 2017 through December 31, 2019. Changes in the fair value of the derivative instrument are recorded in current period earnings and are included in interest expense.

As discussed in Note 20 to the consolidated financial statements included elsewhere in this Annual Report on Form 10-K, we took additional measures to reduce our cost of borrowing by entering into amendments to the Senior Secured Credit Facilities during the two years ended December 31, 2016 through 2017. The re-pricing enacted pursuant to the amendments reduced the margin applicable to our cost of borrowing on our Dollar Term Loans from 3.0% to 2.0% for Eurocurrency Rate Loans and from 2.0% to 1.00% for Base Rate Loans and the margin applicable to our cost of borrowing under the Euro Term Loan facility from 3.25% to 2.25%. In addition, the LIBOR floor on the Dollar Term Loan was reduced from 1.00% to zero while the base rate floor was reduced from 2.25% to 1.00%, and the LIBOR floor on the Euro Term Loan was reduced from 1.00% to 0.75%.

### *Foreign exchange rates risk*

We are exposed to foreign currency exchange risk by virtue of the translation of our international operations from local currencies into the U.S. dollar. The majority of our net sales for the years ended December 31, 2017, 2016 and 2015 were from operations outside the United States. At December 31, 2017 and 2016, the accumulated other comprehensive loss account on the consolidated balance sheets included a cumulative translation loss of \$208.8 million and \$292.2 million, respectively. A hypothetical 10% increase in the value of the US dollar relative to all foreign currencies would have increased the cumulative translation loss by \$68.6 million. This sensitivity analysis is inherently limited as it assumes that rates of multiple foreign currencies are moving in the same direction relative to the value of the U.S. dollar.

Uncertainty in the global market conditions has resulted in, and may continue to cause, significant volatility in foreign currency exchange rates which could increase these risks.

In the majority of our jurisdictions, we earn revenue and incur costs in the local currency of such jurisdiction. We earn significant revenues and incur significant costs in foreign currencies including the Euro, Mexican peso, Brazilian real and the Chinese yuan/renminbi. As a result, movements in exchange rates could cause our revenues and expenses to materially fluctuate, impacting our future profitability and cash flows. Our purchases of raw materials in Latin America, EMEA and Asia Pacific and future business operations and opportunities, including the continued expansion of our business outside North America, may further increase the risk that cash flows resulting from these activities may be adversely affected by changes in currency exchange rates. If and when appropriate, we intend to manage these risks through foreign currency hedges and/or by utilizing local currency funding of these expansions. We do not intend to hold financial instruments for trading or speculative purposes.

Additionally, in order to fund the purchase price for certain assets of DPC and the capital stock and other equity interests of certain non-U.S. entities, a combination of equity contributions and intercompany loans were utilized to capitalize certain non-U.S. subsidiaries. In certain instances, the intercompany loans are denominated in currencies other than the functional currency of the affected subsidiaries. Where intercompany loans are not a component of permanently invested capital of the affected subsidiaries, increases or decreases in the value of the subsidiaries' functional currency against other currencies will affect our results of operations. We use these intercompany loans to offset the exposure to profitability and cash flows created by external loans denominated in currencies that are different from the function currency of the issuing entities, including our 2024 and 2025 Euro Senior Notes and the Euro Term Loans, which are denominated in Euro.

***Commodity price risk***

We are subject to changes in our cost of sales caused by movements in underlying commodity prices (primarily oil and natural gas). Between 45% and 55% of our cost of sales is represented by raw materials. A substantial portion of the purchased raw materials include monomers, pigments, resins and solvents. Our price fluctuations generally follow industry indices. We historically have not entered into long-term purchase contracts related to the purchase of raw materials. If and when appropriate, we intend to manage these risks using purchase contracts with our suppliers.

***Treasury policy***

Our treasury policy seeks to ensure that adequate financial resources are available for the development of our businesses while managing our currency and interest rate risks. Our policy is to not engage in speculative transactions. Our policies with respect to the major areas of our treasury activity are set forth above.

**ITEM 8. FINANCIAL STATEMENTS AND SUPPLEMENTARY DATA**

**Report of Independent Registered Public Accounting Firm**

To the Board of Directors and Shareholders of Axalta Coating Systems Ltd.

***Opinions on the Financial Statements and Internal Control over Financial Reporting***

We have audited the accompanying consolidated balance sheets of Axalta Coating Systems Ltd. and its subsidiaries as of December 31, 2017 and 2016, and the related consolidated statements of operations, comprehensive income (loss), changes in shareholders' equity and cash flows for each of the three years in the period ended December 31, 2017, including the related notes and schedule of valuation and qualifying accounts for each of the three years in the period ended December 31, 2017 appearing under item 15(a)(2) (collectively referred to as the "consolidated financial statements"). We also have audited the Company's internal control over financial reporting as of December 31, 2017, based on criteria established in *Internal Control - Integrated Framework* (2013) issued by the Committee of Sponsoring Organizations of the Treadway Commission (COSO).

In our opinion, the consolidated financial statements referred to above present fairly, in all material respects, the financial position of the Company as of December 31, 2017 and 2016, and the results of their operations and their cash flows for each of the three years in the period ended December 31, 2017 in conformity with accounting principles generally accepted in the United States of America. Also in our opinion, the Company maintained, in all material respects, effective internal control over financial reporting as of December 31, 2017, based on criteria established in *Internal Control - Integrated Framework* (2013) issued by the COSO.

***Basis for Opinions***

The Company's management is responsible for these consolidated financial statements, for maintaining effective internal control over financial reporting, and for its assessment of the effectiveness of internal control over financial reporting, included in Management's Report on Internal Control over Financial Reporting appearing under Item 9A. Our responsibility is to express opinions on the Company's consolidated financial statements and on the Company's internal control over financial reporting based on our audits. We are a public accounting firm registered with the Public Company Accounting Oversight Board (United States) ("PCAOB") and are required to be independent with respect to the Company in accordance with the U.S. federal securities laws and the applicable rules and regulations of the Securities and Exchange Commission and the PCAOB.

We conducted our audits in accordance with the standards of the PCAOB. Those standards require that we plan and perform the audits to obtain reasonable assurance about whether the consolidated financial statements are free of material misstatement, whether due to error or fraud, and whether effective internal control over financial reporting was maintained in all material respects.

Our audits of the consolidated financial statements included performing procedures to assess the risks of material misstatement of the consolidated financial statements, whether due to error or fraud, and performing procedures that respond to those risks. Such procedures included examining, on a test basis, evidence regarding the amounts and disclosures in the consolidated financial statements. Our audits also included evaluating the accounting principles used and significant estimates made by management, as well as evaluating the overall presentation of the consolidated financial statements. Our audit of internal control over financial reporting included obtaining an understanding of internal control over financial reporting, assessing the risk that a material weakness exists, and testing and evaluating the design and operating effectiveness of internal control based on the assessed risk. Our audits also included performing such other procedures as we considered necessary in the circumstances. We believe that our audits provide a reasonable basis for our opinions.

As described in Management's Report on Internal Control over Financial Reporting, management has excluded 8 businesses from its assessment of internal control over financial reporting as of December 31, 2017 because they were acquired by the Company in purchase business combinations during 2017. We have also excluded these 8 businesses from our audit of internal control over financial reporting. The acquired businesses represented 2% and 5% of consolidated total assets and revenues, respectively, for the year ended December 31, 2017. The most significant acquisition, the North American Industrial Wood Coatings business from Valspar, represented 1% and 3% of consolidated total assets and revenues, respectively, for the year ended December 31, 2017.



***Definition and Limitations of Internal Control over Financial Reporting***

A company's internal control over financial reporting is a process designed to provide reasonable assurance regarding the reliability of financial reporting and the preparation of financial statements for external purposes in accordance with generally accepted accounting principles. A company's internal control over financial reporting includes those policies and procedures that (i) pertain to the maintenance of records that, in reasonable detail, accurately and fairly reflect the transactions and dispositions of the assets of the company; (ii) provide reasonable assurance that transactions are recorded as necessary to permit preparation of financial statements in accordance with generally accepted accounting principles, and that receipts and expenditures of the company are being made only in accordance with authorizations of management and directors of the company; and (iii) provide reasonable assurance regarding prevention or timely detection of unauthorized acquisition, use, or disposition of the company's assets that could have a material effect on the financial statements.

Because of its inherent limitations, internal control over financial reporting may not prevent or detect misstatements. Also, projections of any evaluation of effectiveness to future periods are subject to the risk that controls may become inadequate because of changes in conditions, or that the degree of compliance with the policies or procedures may deteriorate.

/s/ PricewaterhouseCoopers LLP  
**Philadelphia, Pennsylvania**  
**February 22, 2018**

We have served as the Company's auditor since 2011.

**AXALTA COATING SYSTEMS LTD.**  
 Consolidated Statements of Operations  
 (In millions, except per share data)

	Year Ended December 31,		
	2017	2016	2015
Net sales	\$ 4,352.9	\$ 4,068.8	\$ 4,083.9
Other revenue	24.1	23.9	26.1
Total revenue	4,377.0	4,092.7	4,110.0
Cost of goods sold	2,779.6	2,527.6	2,597.3
Selling, general and administrative expenses	997.7	962.5	914.8
Venezuela asset impairment and deconsolidation charge	70.9	57.9	—
Research and development expenses	65.3	57.7	51.6
Amortization of acquired intangibles	101.2	83.4	80.7
Income from operations	362.3	403.6	465.6
Interest expense, net	147.0	178.2	196.5
Other expense, net	25.7	142.7	111.2
Income before income taxes	189.6	82.7	157.9
Provision for income taxes	141.9	38.1	62.1
Net income	47.7	44.6	95.8
Less: Net income attributable to noncontrolling interests	11.0	5.8	4.2
Net income attributable to controlling interests	\$ 36.7	\$ 38.8	\$ 91.6
Basic net income per share	\$ 0.15	\$ 0.16	\$ 0.39
Diluted net income per share	\$ 0.15	\$ 0.16	\$ 0.38
Basic weighted average shares outstanding	240.4	238.1	233.8
Diluted weighted average shares outstanding	246.1	244.4	239.7

*The accompanying notes are an integral part of these consolidated financial statements.*

**AXALTA COATING SYSTEMS LTD.**  
Consolidated Statements of Comprehensive Income (Loss)  
(In millions)

	Year Ended December 31,		
	2017	2016	2015
Net income	\$ 47.7	\$ 44.6	\$ 95.8
Other comprehensive income (loss), before tax:			
Foreign currency translation adjustments	85.6	(59.5)	(164.3)
Unrealized gain on securities	0.4	0.3	0.3
Unrealized gain (loss) on derivatives	0.9	2.0	(5.5)
Unrealized gain (loss) on pension and other benefit plan obligations	31.3	(28.9)	(2.2)
Other comprehensive income (loss), before tax	118.2	(86.1)	(171.7)
Income tax provision (benefit) related to items of other comprehensive income	6.6	(4.9)	(2.1)
Other comprehensive income (loss), net of tax	111.6	(81.2)	(169.6)
Comprehensive income (loss)	159.3	(36.6)	(73.8)
Less: Comprehensive income attributable to noncontrolling interests	13.2	5.7	0.6
Comprehensive income (loss) attributable to controlling interests	\$ 146.1	\$ (42.3)	\$ (74.4)

*The accompanying notes are an integral part of these consolidated financial statements.*

**AXALTA COATING SYSTEMS LTD.**  
Consolidated Balance Sheets  
(In millions, except per share data)

	December 31,	
	2017	2016
<b>Assets</b>		
Current assets:		
Cash and cash equivalents	\$ 769.8	\$ 535.4
Restricted cash	3.1	2.7
Accounts and notes receivable, net	870.2	801.9
Inventories	608.6	529.7
Prepaid expenses and other	63.9	50.3
Total current assets	2,315.6	1,920.0
Property, plant and equipment, net	1,388.6	1,315.7
Goodwill	1,271.2	964.1
Identifiable intangibles, net	1,428.2	1,130.3
Other assets	428.6	536.1
Total assets	\$ 6,832.2	\$ 5,866.2
<b>Liabilities, Shareholders' Equity</b>		
Current liabilities:		
Accounts payable	\$ 554.9	\$ 474.2
Current portion of borrowings	37.7	27.9
Other accrued liabilities	489.6	440.0
Total current liabilities	1,082.2	942.1
Long-term borrowings	3,877.9	3,236.0
Accrued pensions	279.1	249.1
Deferred income taxes	152.9	160.2
Other liabilities	32.3	32.2
Total liabilities	5,424.4	4,619.6
Commitments and contingent liabilities (Note 8)		
Shareholders' equity		
Common shares, \$1.00 par, 1,000.0 shares authorized, 243.9 and 240.5 shares issued and outstanding at December 31, 2017 and 2016, respectively	242.4	239.3
Capital in excess of par	1,354.5	1,294.3
Accumulated deficit	(21.4)	(58.1)
Treasury shares, at cost, 2.0 and 0.0 shares at December 31, 2017 and 2016, respectively	(58.4)	—
Accumulated other comprehensive loss	(241.0)	(350.4)
Total Axalta shareholders' equity	1,276.1	1,125.1
Noncontrolling interests	131.7	121.5
Total shareholders' equity	1,407.8	1,246.6
Total liabilities and shareholders' equity	\$ 6,832.2	\$ 5,866.2

*The accompanying notes are an integral part of these consolidated financial statements.*

**AXALTA COATING SYSTEMS LTD.**  
Consolidated Statement of Changes in Shareholders' Equity  
(In millions)

	Common Shares	Capital In Excess Of Par	Treasury Shares, at cost	Accumulated Deficit	Accumulated Other Comprehensive Loss	Noncontrolling Interests	Total
Balance December 31, 2014	\$ 229.8	\$ 1,144.7	\$ —	\$ (232.4)	\$ (103.3)	\$ 67.3	\$ 1,106.1
Comprehensive income (loss):							
Net income	—	—	—	91.6	—	4.2	95.8
Net unrealized gain on securities, net of tax of \$0.0 million	—	—	—	—	0.3	—	0.3
Net realized and unrealized loss on derivatives, net of tax of \$2.1 million	—	—	—	—	(3.4)	—	(3.4)
Long-term employee benefit plans, net of tax of \$0.0 million	—	—	—	—	(2.2)	—	(2.2)
Foreign currency translation, net of tax of \$0.0 million	—	—	—	—	(160.7)	(3.6)	(164.3)
Total comprehensive income (loss)	—	—	—	91.6	(166.0)	0.6	(73.8)
Recognition of stock-based compensation	—	30.2	—	—	—	—	30.2
Exercises of stock options and associated tax benefits	7.2	63.9	—	—	—	—	71.1
Noncontrolling interests of acquired subsidiaries	—	—	—	—	—	4.3	4.3
Dividends declared to noncontrolling interests	—	—	—	—	—	(4.7)	(4.7)
Balance December 31, 2015	\$ 237.0	\$ 1,238.8	\$ —	\$ (140.8)	\$ (269.3)	\$ 67.5	\$ 1,133.2
Comprehensive income (loss):							
Net income	—	—	—	38.8	—	5.8	44.6
Net unrealized gain on securities, net of tax of \$0.0 million	—	—	—	—	0.3	—	0.3
Net realized and unrealized gain on derivatives, net of tax of \$0.8 million	—	—	—	—	1.2	—	1.2
Long-term employee benefit plans, net of tax benefit of \$5.7 million	—	—	—	—	(23.2)	—	(23.2)
Foreign currency translation, net of tax of \$0.0 million	—	—	—	—	(59.4)	(0.1)	(59.5)
Total comprehensive income (loss)	—	—	—	38.8	(81.1)	5.7	(36.6)
Cumulative effect of an accounting change	—	—	—	43.9	—	—	43.9
Recognition of stock-based compensation	—	41.1	—	—	—	—	41.1
Exercises of stock options and associated tax benefits	2.3	14.4	—	—	—	—	16.7
Noncontrolling interests of acquired subsidiaries	—	—	—	—	—	51.3	51.3
Dividends declared to noncontrolling interests	—	—	—	—	—	(3.0)	(3.0)
Balance December 31, 2016	\$ 239.3	\$ 1,294.3	\$ —	\$ (58.1)	\$ (350.4)	\$ 121.5	\$ 1,246.6
Comprehensive income:							
Net income	—	—	—	36.7	—	11.0	47.7
Net unrealized gain on securities, net of tax of \$0.0 million	—	—	—	—	0.4	—	0.4
Net realized and unrealized gain on derivatives, net of tax of \$0.5 million	—	—	—	—	0.4	—	0.4
Long-term employee benefit plans, net of tax of \$6.1 million	—	—	—	—	25.2	—	25.2
Foreign currency translation, net of tax of \$0.0 million	—	—	—	—	83.4	2.2	85.6
Total comprehensive income	—	—	—	36.7	109.4	13.2	159.3
Recognition of stock-based compensation	—	38.5	—	—	—	—	38.5
Exercises of stock options and vesting of restricted stock	3.1	21.7	—	—	—	—	24.8
Treasury share repurchase	—	—	(58.4)	—	—	—	(58.4)
Dividends declared to noncontrolling interests	—	—	—	—	—	(3.0)	(3.0)
Balance December 31, 2017	\$ 242.4	\$ 1,354.5	\$ (58.4)	\$ (21.4)	\$ (241.0)	\$ 131.7	\$ 1,407.8

*The accompanying notes are an integral part of these consolidated financial statements.*

**AXALTA COATING SYSTEMS LTD.**  
Consolidated Statements of Cash Flows  
(In millions)

	Year Ended December 31,		
	2017	2016	2015
<b>Operating activities:</b>			
Net income	\$ 47.7	\$ 44.6	\$ 95.8
Adjustment to reconcile net income to cash provided by operating activities:			
Depreciation and amortization	347.5	322.1	307.7
Amortization of financing costs and original issue discount	8.0	17.8	20.6
Debt extinguishment and refinancing related costs	13.4	97.6	2.5
Deferred income taxes	91.7	(15.9)	(6.2)
Realized and unrealized foreign exchange (gains) losses, net	(3.6)	35.5	93.7
Stock-based compensation	38.5	41.1	30.2
Asset impairments	7.6	68.4	30.6
Venezuela deconsolidation charge	70.9	—	—
Other non-cash, net	4.4	(1.9)	12.5
Changes in operating assets and liabilities:			
Trade accounts and notes receivable	(15.2)	(67.8)	(61.1)
Inventories	(19.9)	(1.7)	(35.2)
Prepaid expenses and other	(84.9)	(64.5)	(65.6)
Accounts payable	39.8	32.3	(6.7)
Other accrued liabilities	6.7	58.7	13.4
Other liabilities	(12.6)	(7.0)	(22.4)
Cash provided by operating activities	540.0	559.3	409.8
<b>Investing activities:</b>			
Business acquisitions (net of cash acquired)	(564.4)	(114.8)	(29.6)
Purchase of property, plant and equipment	(125.0)	(136.2)	(138.1)
Reduction of cash due to Venezuela deconsolidation	(4.3)	—	—
Other investing activities, net	4.1	(6.0)	1.5
Cash used for investing activities	(689.6)	(257.0)	(166.2)
<b>Financing activities:</b>			
Proceeds from short-term borrowings	—	0.2	2.0
Proceeds from long-term borrowings	483.6	1,604.3	—
Payments on short-term borrowings	(14.1)	(8.6)	(16.9)
Payments on long-term borrowings	(50.0)	(1,755.7)	(127.3)
Financing-related costs	(10.4)	(86.3)	—
Dividends paid to noncontrolling interests	(3.0)	(3.0)	(4.7)
Purchase of treasury stock	(58.4)	—	—
Proceeds from option exercises	24.8	16.7	62.4
Deferred acquisition-related consideration	(5.2)	—	—
Other financing activities	—	(0.2)	(0.2)
Cash provided by (used for) financing activities	367.3	(232.6)	(84.7)
Increase in cash and cash equivalents	217.7	69.7	158.9
Effect of exchange rate changes on cash	17.1	(19.3)	(58.0)
Cash at beginning of period	538.1	487.7	386.8
Cash at end of period	\$ 772.9	\$ 538.1	\$ 487.7
<b>Cash at end of period reconciliation:</b>			
Cash and cash equivalents	\$ 769.8	\$ 535.4	\$ 485.0
Restricted cash	3.1	2.7	2.7
Cash at end of period	\$ 772.9	\$ 538.1	\$ 487.7
<b>Supplemental cash flow information</b>			
Cash paid during the year for:			
Interest, net of amounts capitalized	\$ 130.1	\$ 169.4	\$ 172.5
Income taxes, net of refunds	61.7	39.2	52.4
<b>Non-cash investing activities:</b>			
Accrued capital expenditures	\$ 30.2	\$ 28.7	\$ 33.8

*The accompanying notes are an integral part of these consolidated financial statements.*

**Notes to Consolidated Financial Statements**  
(In millions, unless otherwise noted)

**(1) GENERAL AND DESCRIPTION OF THE BUSINESS**

Axalta Coating Systems Ltd. ("Axalta," the "Company," "we," "our" and "us"), a Bermuda exempted company limited by shares formed at the direction of The Carlyle Group L.P. ("Carlyle"), was incorporated on August 24, 2012 for the purpose of consummating the acquisition of DuPont Performance Coatings ("DPC"), a business formerly owned by E. I. du Pont de Nemours and Company ("DuPont"), including certain assets of DPC and all of the capital stock and other equity interests of certain entities engaged in the DPC business (the "Acquisition"). Axalta, through its wholly-owned indirect subsidiaries, acquired DPC on February 1, 2013.

Axalta is a holding company with no business operations or assets other than primarily cash and cash equivalents and 100% of the ownership interest of Axalta Coating Systems Luxembourg Top S.à r.l. (formerly Axalta Coating Systems Dutch Co. Top Coöperatief U.A.), which itself is a holding company with no operations or assets other than 100% of the capital stock of Axalta Coating Systems Dutch Holdings A B.V. ("Dutch A B.V."), which itself is a holding company with no operations or assets other than 100% of the capital stock of Axalta Coating Systems Dutch Holdings B B.V. ("Dutch B B.V."). Dutch B B.V., together with its indirect wholly-owned subsidiary, Axalta Coating Systems U.S. Holdings, Inc. ("Axalta US Holdings"), are co-borrowers under the Senior Secured Credit Facilities and the Revolving Credit Facility (each as defined below). Dutch B B.V., is also an issuer of and a guarantor of the New Senior Notes and Axalta Coating Systems, LLC is an issuer of the 2024 Senior Notes. Our global operations are conducted by indirect wholly-owned subsidiaries and indirect majority-owned subsidiaries.

We are a leading global manufacturer, marketer and distributor of high performance coatings products primarily serving the transportation industry. We have an approximately 150-year heritage in the coatings industry and are known for manufacturing high-quality products with well-recognized brands supported by market-leading technology and customer service.

***The Carlyle Offerings***

In November 2014, we priced our initial public offering ("IPO") in which certain selling shareholders affiliated with Carlyle sold 57.5 million common shares at a price of \$19.50 per share.

Subsequent to the IPO, Carlyle completed six secondary offerings for an aggregate of 170.3 million common shares from April 2015 through August 2016 with offering prices ranging from \$27.93 to \$29.75 ("Carlyle Offerings"). We did not receive any proceeds from the sale of common shares in any of the Carlyle Offerings.

Effective with the August 2016 Carlyle Offering, Carlyle no longer has any beneficial interest in Axalta's common shares, other than de minimis amounts held or owned in the ordinary course of business purchased subsequent to the Acquisition.

**(2) BASIS OF PRESENTATION OF THE CONSOLIDATED FINANCIAL STATEMENTS**

The accompanying consolidated balance sheets of Axalta at December 31, 2017 and 2016 and the related consolidated statements of operations, consolidated statements of comprehensive income (loss), consolidated statements of cash flows and consolidated statements of changes in shareholders' equity for the years ended December 31, 2017, 2016 and 2015 included herein are audited. In the opinion of management, these statements include all adjustments, consisting only of normal, recurring adjustments, necessary for a fair statement of the financial position of Axalta. All intercompany balances and transactions have been eliminated.

The annual audited consolidated financial statements include the accounts of Axalta and its subsidiaries, and entities in which a controlling interest is maintained. Certain of our joint ventures are accounted for on a one-month lag basis, the effect of which is not material.

***Venezuela Deconsolidation***

During the year ended December 31, 2017, we deconsolidated our Venezuelan subsidiary from our consolidated financial statements and began accounting for our investment in our 100% owned Venezuelan subsidiary using the cost method of accounting. See Note 25 for additional information.

**Notes to Consolidated Financial Statements**  
(In millions, unless otherwise noted)

***Correction of Immaterial Errors to Prior Period Financial Statements***

During the year ended December 31, 2017, the Company identified and corrected errors that affected previously-issued consolidated financial statements. Based on an analysis of Accounting Standards Codification (“ASC”) 250 - Accounting Changes and Error Corrections (“ASC 250”), Staff Accounting Bulletin 99 - Materiality (“SAB 99”) and Staff Accounting Bulletin 108 - Considering the Effects of Prior Year Misstatements when Quantifying Misstatements in Current Year Financial Statements (“SAB 108”), the Company determined that these corrections were immaterial to the previously-issued financial statements. However, given the significance of the cumulative adjustments on the financial results, we have revised our historical presentation of certain amounts in the consolidated financial statements which are described further below.

***Revenue Corrections***

The Company recognizes revenue from the sale of products to its customers when risk of loss and ownership of the product transfers to the customer. Ownership transfers either upon shipment of the product or when the product is delivered. In regard to our refinish end-market, risk of loss passes upon the sale to its distribution customers. Subsequent to the sale to distribution customers, when the distribution customers sell the products to collision repair body shops, additional rebates or further pricing concessions can be given to our distribution customers and certain collision repair body shops. The Company previously recorded these additional rebates and pricing concessions at the time of sale from the distributor to the collision repair body shops. The Company has concluded those rebates and pricing concessions should have been estimated and recorded as a reduction to net sales upon the sale to our distribution customers.

The Company concluded that its accounting policy for the sale to distributors is appropriate as the sales price is fixed or determinable at the time ownership transfers to these distributors, based on the Company’s ability to make a reasonable estimate of future certain pricing or rebates concessions at the time of shipment.

The Company has corrected the errors in the timing of revenue recognition by estimating those additional rebates and pricing concessions at the time of sale to distribution customers and reducing net sales by \$4.7 million (\$3.0 million after tax) and \$3.3 million (\$2.1 million after tax) for the years ended December 31, 2016 and 2015, respectively. Diluted earnings per share was reduced by \$0.01 for each of these years. The after-tax impacts noted above had the equivalent impacts on our consolidated statements of comprehensive income (loss) for the respective periods. The cumulative impact on the consolidated balance sheet at December 31, 2016 resulted in increases of \$22.4 million, \$3.1 million, \$8.3 million and \$11.0 million to other accrued liabilities, goodwill, other assets and accumulated deficit, respectively, as a result of these prior period corrections. Amounts had no impact on the Company’s total cash flows from operations as reported within the historical consolidated statements of cash flows.

**(3) SUMMARY OF SIGNIFICANT ACCOUNTING POLICIES**

The consolidated financial statements of Axalta and its subsidiaries have been prepared in accordance with accounting principles generally accepted in the United States of America (“GAAP”). In the opinion of management, all adjustments considered necessary for a fair presentation of the financial statements have been included.

***Use of Estimates***

The preparation of financial statements in conformity with GAAP requires us to make estimates and assumptions that affect the reported amounts of assets and liabilities at the date of the financial statements and the reported amounts of sales and expenses during the period. The estimates and assumptions include, but are not limited to, receivable and inventory valuations, fixed asset valuations, valuations of goodwill and identifiable intangible assets, including analysis of impairment, valuations of long-term employee benefit obligations, income taxes, environmental matters, litigation, stock-based compensation, restructuring, and allocations of costs. Our estimates are based on historical experience, facts and circumstances available at the time and various other assumptions that are believed to be reasonable. Actual results could differ materially from those estimates.



**Notes to Consolidated Financial Statements**  
(In millions, unless otherwise noted)

***Accounting for Business Combinations***

We account for business combinations under the acquisition method of accounting. This method requires the recording of acquired assets, including separately identifiable intangible assets and assumed liabilities at their acquisition date fair values. The method records any excess purchase price over the fair value of acquired net assets as goodwill. Included in the determination of the purchase price is the fair value of contingent consideration, if applicable, based on the terms and applicable targets described within the acquisition agreements (e.g., projected revenues or EBITDA). Subsequent to the acquisition date, the fair value of the liability, if determined to be payable in cash, is revalued at each balance sheet date with adjustments recorded within earnings.

The determination of the fair value of assets acquired, liabilities assumed, and noncontrolling interests involves assessments of factors such as the expected future cash flows associated with individual assets and liabilities and appropriate discount rates at the closing date of the acquisition. When necessary, we consult with external advisors to help determine fair value. For non-observable market values determined using Level 3 assumptions, we determine fair value using acceptable valuation principles, including most commonly the excess earnings method for customer relationships, relief from royalty method for technology and trademarks, cost method for inventory and a combination of cost and market methods for property, plant and equipment, as applicable.

We included the results of operations from the acquisition date in the financial statements for all businesses acquired.

***Principles of Consolidation***

The consolidated financial statements include the accounts of Axalta and its subsidiaries, and entities in which a controlling interest is maintained. For those consolidated subsidiaries in which the Company's ownership is less than 100%, the outside shareholders' interests are shown as noncontrolling interests. Investments in companies in which Axalta, directly or indirectly, owns 20% to 50% of the voting stock and has the ability to exercise significant influence over operating and financial policies of the investee are accounted for using the equity method of accounting. As a result, Axalta's share of the earnings or losses of such equity affiliates is included in the accompanying consolidated statements of operations and our share of these companies' stockholders' equity is included in the accompanying consolidated balance sheet.

We eliminated all intercompany accounts and transactions in the preparation of the accompanying consolidated financial statements.

***Revenue Recognition***

We recognize revenue after completing the earnings process. We recognize revenue from the sale of products to our customers when risk of loss and ownership of the product transfers to the customer. Ownership transfers either upon shipment of the product or when the product is delivered.

For a majority of our product sales, risk or loss and ownership transfers at the shipping point and delivery is considered complete. For certain OEM customers, revenue is recognized at the time the customer applies our coatings to its vehicles, as this represents the point in time that risk of loss has been transferred and delivery is considered complete. In regard to our refinish end-market, risk of loss passes upon the sale to our distribution customers. Subsequent to the sale to distribution customers, when the distribution customers sell the products to collision repair body shops, additional rebates or further pricing concessions may be given to our distribution customers and certain collision repair body shops, which we estimate and record as a reduction to net sales upon the sale to our distribution customers. We accrue for sales returns and other allowances based on our historical experience.

We incur up-front costs in order to obtain contracts with certain customers, referred to as Business Incentive Plan assets ("BIPs"). We capitalized these up-front costs as a component of other assets and amortize the related amounts over the estimated life of the contract as a reduction of net sales. The Company receives volume commitments and/or sole supplier status from its customers over the life of the contractual arrangements, which approximates a five-year weighted average useful life.

**Notes to Consolidated Financial Statements**  
(In millions, unless otherwise noted)

The termination clauses in these contractual arrangements include standard clawback provisions that enable the Company to collect monetary damages in the event of a customer's failure to meet its commitments under the relevant contract. As of December 31, 2017 and 2016, \$173.0 million and \$170.8 million, respectively, were capitalized within other assets on the consolidated balance sheets. For the years ended December 31, 2017, 2016 and 2015, \$65.0 million, \$53.5 million and \$50.6 million, respectively, were amortized and reflected as reductions of net sales in the consolidated statements of operations.

We include the amounts billed to customers for shipping and handling fees in net sales and costs incurred for the delivery of goods as cost of goods sold in the statement of operations.

Recognition for licensing and royalty income occurs in accordance with agreed upon terms, when performance obligations are satisfied, the amount is fixed or determinable, and collectability is reasonably assured.

***Cash and Cash Equivalents***

Cash equivalents represent highly liquid investments considered readily convertible to known amounts of cash within three months or less from time of purchase. They are carried at cost plus accrued interest, which approximates fair value because of the short-term maturity of these instruments. Cash balances may exceed government insured limits in certain jurisdictions.

***Fair Value Measurements***

GAAP defines a fair value hierarchy that prioritizes the inputs to valuation techniques used to measure fair value. The hierarchy gives the highest priority to unadjusted quoted prices in active markets for identical assets or liabilities (Level 1 measurements) and the lowest priority to unobservable inputs (Level 3 measurements). A financial instrument's level within the fair value hierarchy is based on the lowest level of any input that is significant to the fair value measurement.

The following valuation techniques are used to measure fair value for assets and liabilities:

Level 1—Quoted market prices in active markets for identical assets or liabilities;

Level 2—Significant other observable inputs (e.g., quoted prices for similar items in active markets, quoted prices for identical or similar items in markets that are not active, inputs other than quoted prices that are observable such as interest rate and yield curves, and market-corroborated inputs); and

Level 3—Unobservable inputs for the asset or liability, which are valued based on management's estimates of assumptions that market participants would use in pricing the asset or liability.

***Derivatives and Hedging***

The Company from time to time utilizes derivatives to manage exposures to currency exchange rates and interest rate risk. The fair values of all derivatives are recognized as assets or liabilities at the balance sheet date. Changes in the fair value of these instruments are reported in income or accumulated other comprehensive income (loss) ("AOCI"), depending on the use of the derivative and whether it qualifies for hedge accounting treatment and is designated as such.

Gains and losses on derivatives that qualify and are designated as cash flow hedging instruments are recorded in AOCI, to the extent the hedges are effective, until the underlying transactions are recognized in income.

Gains and losses on derivatives qualifying and designated as fair value hedging instruments, as well as the offsetting losses and gains on the hedged items, are reported in income in the same accounting period. Derivatives not designated as hedging instruments are marked-to-market at the end of each accounting period with the results included in income.

Cash flows from derivatives are recognized in the consolidated statements of cash flows in a manner consistent with the underlying transactions.

***Receivables and Allowance for Doubtful Accounts***

Receivables are recognized net of an allowance for doubtful accounts receivable. The allowance for doubtful accounts receivable reflects the best estimate of losses inherent in the accounts receivable portfolio determined on the basis of historical experience, specific allowances for known troubled accounts and other available evidence. Accounts receivable are written down or off when a portion or all of such account receivable is determined to be uncollectible.

**Notes to Consolidated Financial Statements**  
(In millions, unless otherwise noted)

**Inventories**

Inventories are valued at the lower of cost or net realizable value with cost being determined on the weighted average cost method. Elements of cost in inventories include:

- raw materials,
- direct labor, and
- manufacturing and indirect overhead.

Stores and supplies are valued at the lower of cost or net realizable value; cost is generally determined by the weighted average cost method. Inventories deemed to have costs greater than their respective market values are reduced to net realizable value with a loss recorded in income in the period recognized.

**Property, Plant and Equipment**

Property, plant and equipment acquired in an acquisition are recorded at fair value as of the acquisition date and are depreciated over the estimated useful life using the straight-line method. Subsequent additions to property, plant and equipment, including the fair value of any asset retirement obligations upon initial recognition of the liability, are recorded at cost and are depreciated over the estimated useful life using the straight-line method. See Note 16 for a range of estimated useful lives used for each property, plant and equipment class.

Software included in property, plant and equipment represents the costs of software developed or obtained for internal use. Software costs are amortized on a straight-line basis over their estimated useful lives. Upgrades and enhancements are capitalized if they result in added functionality, which enables the software to perform tasks it was previously incapable of performing. Software maintenance and training costs are expensed in the period in which they are incurred.

**Goodwill and Other Identifiable Intangible Assets**

Goodwill represents the excess of purchase price over the fair values of underlying net assets acquired in an acquisition. Goodwill and indefinite-lived intangible assets are tested for impairment on an annual basis as of October 1; however, these tests are performed more frequently if events or changes in circumstances indicate that the asset may be impaired. The fair value methodology is based on prices of similar assets or other valuation methodologies including discounted cash flow techniques.

When testing goodwill and indefinite-lived intangible assets for impairment, we first have an option to assess qualitative factors to determine whether the existence of events or circumstances leads to a determination that it is more likely than not (more than 50%) that an impairment exists. Such qualitative factors may include the following: macroeconomic conditions; industry and market considerations; cost factors; overall financial performance; and other relevant entity-specific events. In the event the qualitative assessment indicates that an impairment is more likely than not, we would be required to perform a quantitative impairment test, otherwise no further analysis is required. We may elect to bypass the qualitative assessment for some or all of our reporting units and indefinite-lived intangible assets and perform a two-step quantitative test.

Under the quantitative goodwill impairment test, the evaluation of impairment involves comparing the current fair value of each reporting unit to its carrying value, including goodwill. If the carrying amount of a reporting unit, including goodwill, exceeds the estimated fair value, then individual assets (including identifiable intangible assets) and liabilities of the reporting unit are estimated at fair value. The excess of the estimated fair value of the reporting unit over the estimated fair value of its net assets would establish the implied value of goodwill. The excess of the recorded amount of goodwill over the implied value is then charged to earnings as an impairment loss.

Definite-lived intangible assets, such as technology, trademarks, customer relationships and non-compete agreements are amortized over their estimated useful lives, generally for periods ranging from two to 20 years. The reasonableness of the useful lives of these assets is regularly evaluated. Once these assets are fully amortized, they are removed from the balance sheet. We evaluate these assets for impairment whenever events or changes in circumstances indicate that the carrying amount of these assets might not be recoverable.

**Notes to Consolidated Financial Statements**  
(In millions, unless otherwise noted)

***Impairment of Long-Lived Assets***

The carrying value of long-lived assets to be held and used is evaluated when events or changes in circumstances indicate the carrying value may not be recoverable. The carrying value of a long-lived asset is considered impaired when the total projected undiscounted cash flows from the asset are less than its carrying value. In that event, a loss is recognized based on the amount by which the carrying value exceeds the fair value of the long-lived asset. The fair value methodology used is an estimate of fair market value and is based on prices of similar assets or other valuation methodologies including present value techniques. Long-lived assets to be disposed of other than by sale are classified as held for use until their disposal. Long-lived assets to be disposed of by sale are classified as held for sale and are reported at the lower of carrying amount or fair market value less cost to sell. Depreciation is discontinued for long-lived assets classified as held for sale.

***Research and Development***

Research and development costs incurred in the normal course of business consist primarily of employee-related costs and are expensed as incurred. In process research and development projects acquired in a business combination are recorded as intangible assets at their fair value as of the acquisition date, using Level 3 assumptions. Subsequent costs related to acquired in process research and development projects are expensed as incurred. Research and development intangible assets are considered indefinite-lived until the abandonment or completion of the associated research and development efforts. These indefinite-lived intangible assets are tested for impairment consistent with the impairment testing performed on other indefinite-lived intangible assets discussed above. Upon completion of the research and development process, the carrying value of acquired in process research and development projects is reclassified as a finite-lived asset and is amortized over its useful life.

***Environmental Liabilities and Expenditures***

Accruals for environmental matters are recorded when it is probable that a liability has been incurred and the amount of the liability can be reasonably estimated. Accrued environmental liabilities are not discounted. Claims for recovery from third parties, if any, are reflected separately as an asset. We record recoveries at the earlier of when the gain is probable and reasonably estimable, or realized. For the years ending December 31, 2017, 2016 and 2015, we have not recognized income associated with recoveries from third parties.

Costs related to environmental remediation are charged to expense in the period incurred. Other environmental costs are also charged to expense in the period incurred, unless they increase the value of the property or reduce or prevent contamination from future operations, in which case, they are capitalized and depreciated.

***Litigation***

We accrue for liabilities related to litigation matters when available information indicates that the liability is probable and the amount can be reasonably estimated. Legal costs such as outside counsel fees and expenses are charged to expense in the period incurred.

***Income Taxes***

Deferred tax assets and liabilities are recognized for the future tax consequences attributable to differences between the financial statement carrying amounts of assets and liabilities and their respective tax basis. Deferred tax assets are also recognized for operating losses, interest and tax credit carry forwards. Valuation allowances are recorded to reduce deferred tax assets when it is more likely than not that a tax benefit will not be realized. Deferred tax assets and liabilities are measured using enacted tax rates applicable in the years in which they are expected to be recovered or settled. The effect on deferred tax assets and liabilities of a change in tax law is recognized in income in the period that includes the enactment date.

Where we do not intend to indefinitely reinvest earnings of our subsidiaries, we provide for income taxes and withholding taxes, where applicable, on unremitted earnings. We do not provide for income taxes on unremitted earnings of our subsidiaries that are intended to be indefinitely reinvested.

**Notes to Consolidated Financial Statements**  
(In millions, unless otherwise noted)

We recognize the benefit of an income tax position only if it is "more likely than not" that the tax position will be sustained. The tax benefits recognized are measured based on the largest benefit that has a greater than 50% likelihood of being realized. Additionally, we recognize interest and penalties accrued related to unrecognized tax benefits as a component of provision for income taxes. The current portion of unrecognized tax benefits is included in "Income taxes payable" and the long-term portion is included in the long-term income tax payable in the accompanying consolidated balance sheets.

***Foreign Currency Translation***

The reporting currency is the U.S. dollar. In most cases, our non-U.S. based subsidiaries use their local currency as the functional currency for their respective business operations. Assets and liabilities of these operations are translated into U.S. dollars at end-of-period exchange rates; income and expenses are translated using the average exchange rates for the reporting period. Resulting cumulative translation adjustments are recorded as a component of shareholders' equity in the accompanying consolidated balance sheet in AOCI.

Gains and losses from transactions denominated in currencies other than the functional currencies are included in the consolidated statement of operations in other expense, net.

***Employee Benefits***

Defined benefit plans specify an amount of pension benefit that an employee will receive upon retirement, usually dependent on factors such as age, years of service and compensation. The net obligation in respect of defined benefit plans is calculated separately for each plan by estimating the amount of the future benefits that employees have earned in return for their service in the current and prior periods. These benefits are then discounted to determine the present value of the obligations and are then adjusted for the impact of any unamortized prior service costs. The discount rate used is based upon market indicators in the region (generally, the yield on bonds that are denominated in the currency in which the benefits will be paid) and that have maturity dates approximating the terms of the obligations. The calculations are performed by qualified actuaries using the projected unit credit method.

***Stock-Based Compensation***

Our stock-based compensation is comprised of Axalta stock options, restricted stock awards, restricted stock units, performance stock awards and performance share units and are measured at fair value on the grant date or date of modification, as applicable. We recognize compensation expense on a graded-vesting attribution basis over the requisite service period. Compensation expense is recorded net of forfeitures, which we have elected to record in the period they occur.

***Earnings per Common Share***

Basic earnings per common share is computed by dividing net income attributable to Axalta's common shareholders by the weighted average number of shares outstanding during the period. Diluted earnings per common share is computed by dividing net income attributable to Axalta's common shareholders by the weighted average number of shares outstanding during the period increased by the number of additional shares that would have been outstanding related to potentially dilutive securities; anti-dilutive securities are excluded from the calculation. These potentially dilutive securities are calculated under the treasury stock method and consist of stock options, restricted stock awards, restricted stock units, performance stock awards and performance share units.

**Notes to Consolidated Financial Statements**  
(In millions, unless otherwise noted)

**(4) RECENT ACCOUNTING GUIDANCE**

*Accounting Guidance Issued But Not Yet Adopted*

In March 2017, the FASB issued Accounting Standard Update ("ASU") 2017-07, "Compensation—Retirement Benefits", which requires that an employer report the service cost component of net periodic pension costs in the same line item or items as other compensation costs arising from services rendered by the pertinent employees during the period. It also requires the other components of net periodic pension cost to be presented in the income statement separately from the service cost component and outside a subtotal of income from operations. The standard is effective for annual periods beginning after December 15, 2017, including interim periods within those annual periods. Early adoption is permitted. The impacts to the accompanying consolidated statement of operations for the years ended December 31, 2017 and 2016, as will be presented in our Annual Report on Form 10-K for the year ended December 31, 2018, will result in reclassifications from cost of goods sold and selling, general and administrative expense to other expense, net. These reclassifications will not have a material impact to the individual line items on the consolidated statement of operations for the impacted periods.

In January 2017, the FASB issued ASU 2017-04, "Simplifying the Test for Goodwill Impairment", which eliminates the second step in the goodwill impairment test requiring an entity to determine the implied fair value of the reporting unit's goodwill. Instead, an entity should recognize an impairment loss if the carrying value of the net assets assigned to the reporting unit exceeds the fair value of the reporting unit, with the impairment loss not to exceed the amount of goodwill allocated to the reporting unit. The standard is effective for annual and interim goodwill impairment tests conducted in fiscal years beginning after December 15, 2019, with early adoption permitted. This standard is not expected to have a material impact on our financial statements unless an impairment indicator is identified in our reporting units.

In January 2017, the FASB issued ASU 2017-01, "Clarifying the Definition of a Business", which sets forth the accounting guidance that assists in the determination of whether a set of transferred assets and activities is a business. This new guidance requires an entity to first evaluate whether substantially all of the fair value of the gross assets acquired is concentrated in a single identifiable asset or a group of similar identifiable assets. If this threshold is met, the set of transferred assets and activities is not a business; whereas, if the threshold is not met, the entity evaluates whether the set meets the requirement that a business include, at a minimum, an input and a substantive process that together significantly contribute to the ability to create outputs. The standard also narrows the definition of outputs by more closely aligning it with how outputs are described in the new revenue guidance. The standard is effective for annual periods beginning after December 15, 2017, including interim periods within those annual periods, with early adoption permitted. This standard is expected to have a prospective impact on our assessment of future acquisitions to determine whether the acquired entity requires accounting as an acquired asset (or group of similar identifiable assets) or as a business combination.

In February 2016, the FASB issued ASU 2016-02, "Leases", which requires lessees to recognize the assets and liabilities arising from all leases (both finance and operating) on the balance sheet. In addition to this main provision, this standard included a number of additional changes to lease accounting. This standard is effective for fiscal years beginning after December 15, 2018, including interim periods within those fiscal years. Early adoption is permitted prior to this date. We are in the process of assessing the impact the adoption of this standard will have on our balance sheets, statements of operations and statements of cash flows. Total assets and total liabilities will increase in the period of adoption.

**Notes to Consolidated Financial Statements**  
(In millions, unless otherwise noted)

In May 2014, the FASB issued ASU 2014-09, "Revenue from Contracts with Customers (Topic 606)", which sets forth the accounting guidance applicable for revenue recognition. Subsequent updates applicable to the revenue recognition standard, including ASU 2016-10, "Revenue from Contracts with Customers: Identifying Performance Obligations and Licensing", provide narrow scope improvements and clarifications. This standard was initially intended to be effective for fiscal years beginning after December 15, 2016, and interim periods within those fiscal years. In August 2015, the FASB issued ASU 2015-14, "Revenue from Contracts with Customers: Deferral of the Effective Date", which delayed the previous effective date of the new revenue accounting standard to fiscal years beginning after December 15, 2017, and the interim periods within those fiscal years. Companies were allowed to early adopt the guidance as of the original effective date. Early adoption is not permitted prior to the original effective date. We have elected to implement the standard using the modified retrospective method whereby, for contracts which we conclude our performance obligation has been met under the terms of this standard as of the date of initial application, January 1, 2018, we will record a one-time catch up of the net earnings impact to retained earnings on our consolidated balance sheet and consolidated statement of changes in shareholders' equity of approximately \$12 million. The impacts to be reflected at this date represent the net income attributable to certain arrangements primarily within our Transportation Coatings segment for which we determine our performance obligation has been satisfied at the point effective control over inventory has transferred to the customer upon delivery under this standard, as compared to consumption under current GAAP. The election to implement this standard using the modified retrospective method will also require our future disclosures to include the amount by which each financial statement line item is affected as compared with these line items reported under current GAAP to ensure comparability with historical financial statements. We have reviewed our sales contracts and practices as compared to the new guidance and have concluded on the population of affected contracts and implementation plan, as well as our assessment of procedural and policy requirements related to the provisions of this standard. Additionally, under the provisions of this standard, certain costs currently reported in selling, general and administrative costs will be reported within cost of goods sold on the consolidated statements of operations, as they represent costs incurred in satisfaction of performance obligations. Such items will not impact pre-tax operating results. We are currently evaluating the expanded disclosures necessary to be in compliance with this standard, including expanded disclosures regarding significant judgments and estimates involved in the determination of the transaction price, variable consideration and timing of satisfaction of performance obligations.

## **(5) ACQUISITIONS AND DIVESTITURES**

### *Acquisition of Industrial Wood Business*

On June 1, 2017, the Company completed its acquisition from The Valspar Corporation ("Valspar") of certain assets constituting its North American Industrial Wood Coatings business (the "Industrial Wood" business), for a purchase price of \$420.0 million, subject to working capital adjustments. Axalta and Valspar finalized the working capital adjustments to the purchase price which resulted in an increase of \$10.3 million to \$430.3 million (the "Industrial Wood Acquisition"). The Industrial Wood Acquisition was funded through the refinancing of our Dollar Term Loans discussed further at Note 20.

The Industrial Wood business is one of the leading providers of coatings for OEM and aftermarket industrial wood markets, including building products, cabinets, flooring and furniture, in North America. The Industrial Wood Acquisition was recorded as a business combination under ASC 805, *Business Combinations*, with identifiable assets acquired and liabilities assumed recorded at their estimated fair values as of the acquisition date.

**Notes to Consolidated Financial Statements**  
(In millions, unless otherwise noted)

At December 31, 2017, we have not finalized the purchase accounting related to the Industrial Wood Acquisition and these amounts represent preliminary values. The allocation of the purchase price may be modified up to one year from the date of the acquisition as more information is obtained about the fair value of assets acquired and liabilities assumed. After preliminary working capital adjustments, the Company paid an aggregate purchase price of \$430.3 million, which was comprised of the following:

	June 1, 2017 (As Initially Reported)	Measurement Period Adjustments	June 1, 2017 (As Adjusted)
Accounts and notes receivable—trade	\$ 23.3	\$ —	\$ 23.3
Inventories	24.9	(0.2)	24.7
Prepaid expenses and other	0.2	—	0.2
Property, plant and equipment	23.0	0.1	23.1
Identifiable intangibles	254.2	4.9	259.1
Accounts payable	(22.4)	0.2	(22.2)
Other accrued liabilities	(5.1)	0.4	(4.7)
Net assets acquired before goodwill on acquisition	298.1	5.4	303.5
Goodwill on acquisition	132.6	(5.8)	126.8
Net assets acquired	\$ 430.7	\$ (0.4)	\$ 430.3

Goodwill was recognized as the excess of the purchase price over the net identifiable assets recognized. The goodwill is primarily attributed to our assembled workforce and the anticipated future economic benefits and is recorded within our industrial end-market in our Performance Coatings segment. The goodwill recognized at December 31, 2017 that is expected to be deductible for income tax purposes is \$126.8 million.

The Company incurred and expensed acquisition-related transaction costs on the Industrial Wood Acquisition of \$5.3 million, included within selling, general and administrative expense on the consolidated statements of operations for the year ended December 31, 2017.

The fair value associated with identifiable intangible assets was \$259.1 million, comprised of \$34.6 million in technology (inclusive of in-process research and development), \$8.0 million in trademarks, \$203.0 million in customer relationships and \$13.5 million associated with favorable contractual arrangements which have been determined to have a fair value. The definite-lived intangible assets will be amortized over an average term of approximately 19 years.

**Supplemental Pro Forma Information**

The Company's net sales and income before income taxes for the year ended December 31, 2017 include net sales of \$146.1 million and pre-tax income of \$2.4 million related to the Industrial Wood business. The following supplemental pro forma information represents the results of operations as if the Company had acquired Industrial Wood on January 1, 2016:

(in millions, except per share data)	For the years ended	
	December 31, 2017	December 31, 2016
Net sales	\$ 4,454.2	\$ 4,293.1
Net income	\$ 55.0	\$ 45.9
Net income attributable to controlling interests	\$ 44.0	\$ 40.1
Net income per share (Basic)	\$ 0.18	\$ 0.17
Net income per share (Diluted)	\$ 0.18	\$ 0.16

The 2017 supplemental pro forma net income was adjusted to exclude \$5.3 million (\$3.3 million, net of pro forma income tax impact) of acquisition-related costs incurred in 2017 and \$2.8 million (\$1.8 million, net of pro forma income tax impact) of non-recurring expense related to the fair market value adjustment to acquisition date inventory. The unaudited pro forma consolidated information does not necessarily reflect the actual results that would have occurred had the acquisition taken place on January 1, 2016, nor is it meant to be indicative of future results of operations of the combined companies under the ownership and operation of the Company.



**Notes to Consolidated Financial Statements**  
(In millions, unless otherwise noted)

**Other Acquisitions**

During the year ended December 31, 2017, we acquired 100% of eight businesses, including the acquisition of the Industrial Wood business. The other seven acquisitions included two North American and five European businesses which have operations in both our refinish and industrial end-markets, within our Performance Coatings segment. All but one of these acquisitions were accounted for as business combinations and the overall impacts to our consolidated financial statements were not considered to be material, either individually or in the aggregate. The fair value associated with identifiable intangible assets from the 2017 Acquisitions was \$322.3 million, comprised of \$47.4 million in technology, \$20.2 million in trademarks, \$239.1 million in customer relationships and \$15.6 million in other intangibles primarily consisting of favorable contractual arrangements which have been determined to have a fair value. The total fair value of consideration paid or payable, net of cash assumed, on the 2017 Acquisitions was \$573.4 million, including acquisition date fair value of contingent consideration of \$5.7 million.

At December 31, 2017, we have not finalized the purchase accounting related to the 2017 Acquisitions and these amounts represent preliminary values. We expect to finalize our purchase accounting during the respective measurement periods which will be no later than one year following the closing dates.

**(6) GOODWILL AND IDENTIFIABLE INTANGIBLE ASSETS****Goodwill**

The following table shows changes in the carrying amount of goodwill from December 31, 2015 to December 31, 2017 by reportable segment:

	Performance Coatings	Transportation Coatings	Total
December 31, 2015	\$ 869.0	\$ 62.3	\$ 931.3
Goodwill from acquisitions	64.2	15.5	79.7
Foreign currency translation	(43.8)	(3.1)	(46.9)
December 31, 2016	\$ 889.4	\$ 74.7	\$ 964.1
Goodwill from acquisitions	207.2	—	207.2
Purchase accounting adjustments	(15.2)	—	(15.2)
Foreign currency translation	107.8	7.3	115.1
December 31, 2017	\$ 1,189.2	\$ 82.0	\$ 1,271.2

**Notes to Consolidated Financial Statements**  
(In millions, unless otherwise noted)

**Identifiable Intangible Assets**

The following table summarizes the gross carrying amounts and accumulated amortization of identifiable intangible assets by major class:

December 31, 2017	Gross Carrying Amount	Accumulated Amortization	Net Book Value	Weighted average amortization periods (years)
Technology	\$ 498.0	\$ (213.6)	\$ 284.4	10.5
Trademarks—indefinite-lived	277.2	—	277.2	Indefinite
Trademarks—definite-lived	102.6	(17.7)	84.9	15.9
Customer relationships	945.1	(176.8)	768.3	19.0
Other	16.6	(3.2)	13.4	4.8
Total	<u>\$ 1,839.5</u>	<u>\$ (411.3)</u>	<u>\$ 1,428.2</u>	

December 31, 2016	Gross Carrying Amount	Accumulated Amortization	Net Book Value	Weighted average amortization periods (years)
Technology	\$ 417.1	\$ (153.6)	\$ 263.5	10.2
Trademarks—indefinite-lived	273.2	—	273.2	Indefinite
Trademarks—definite-lived	55.0	(11.4)	43.6	14.8
Customer relationships	672.6	(123.3)	549.3	18.7
Other	2.4	(1.7)	0.7	4.6
Total	<u>\$ 1,420.3</u>	<u>\$ (290.0)</u>	<u>\$ 1,130.3</u>	

During the year ended December 31, 2017, we changed certain indefinite-lived trademark intangibles to definite-lived intangible assets. The change was made as a result of decisions regarding our anticipated future use of these trademarks. During this period, we commenced amortizing the assets on a straight-line basis over a 20-year useful life.

Activity related to in-process research and development projects, classified within technology assets, for the years ended December 31, 2016 and 2017 is as follows:

In Process Research and Development	Activity
Balance at December 31, 2015	\$ 1.6
Completed	—
Abandoned	—
Acquired	—
Foreign currency translation	(0.1)
Balance at December 31, 2016	\$ 1.5
Completed	—
Abandoned	(1.7)
Acquired	2.3
Foreign currency translation	0.2
Balance at December 31, 2017	<u>\$ 2.3</u>

**Notes to Consolidated Financial Statements**  
(In millions, unless otherwise noted)

The estimated amortization expense related to the fair value of acquired intangible assets for each of the succeeding five years is:

2018	\$	110.8
2019	\$	109.5
2020	\$	109.3
2021	\$	108.7
2022	\$	106.5

**(7) RESTRUCTURING**

In accordance with the applicable guidance for ASC 712, *Nonretirement Postemployment Benefits*, we accounted for termination benefits and recognized liabilities when the loss was considered probable that employees were entitled to benefits and the amounts could be reasonably estimated.

We have incurred costs in connection with involuntary termination benefits associated with our corporate-related initiatives, including our transition to a standalone entity and cost-saving opportunities associated with our Fit For Growth and Axalta Way initiatives. These amounts are recorded within selling, general and administrative expenses in the consolidated statements of operations. The payments associated with these actions are expected to be completed within 12 to 15 months from the balance sheet date.

The following table summarizes the activity related to the restructuring reserves and expenses for the years ended December 31, 2017, 2016 and 2015:

Balance at December 31, 2014	\$	48.5
Expense recorded		31.9
Payments made		(33.8)
Foreign currency translation		(5.3)
Balance at December 31, 2015	\$	41.3
Expense recorded		58.5
Payments made		(31.0)
Foreign currency translation		(2.7)
Balance at December 31, 2016	\$	66.1
Expense recorded		36.2
Payments made		(36.1)
Foreign currency translation		6.8
Venezuela deconsolidation impact		(1.5)
Balance at December 31, 2017	\$	71.5

Restructuring charges incurred during the fourth quarter ended December 31, 2017 included actions to reduce operational costs through activities to rationalize our manufacturing footprint. The impact to earnings from accelerated depreciation related to these manufacturing assets for the year ended December 31, 2017 was \$4.3 million. During the year ended December 31, 2017, we recorded impairment losses of \$7.6 million associated with these manufacturing facilities based on market price estimates recorded within other expense, net.

**Notes to Consolidated Financial Statements**  
(In millions, unless otherwise noted)

**(8) COMMITMENTS AND CONTINGENCIES**

***Leases - Sales Leaseback Obligations***

During the year December 31, 2017, we determined that a previous build-to-suit lease arrangement was to be treated as a sale-leaseback financing. The lessor's building costs will be depreciated over an estimated useful life, consistent with our other sale-leaseback financing identified during the year ended December 31, 2016, beginning at the commencement of the rental terms, at which point such lease assets recorded in property, plant and equipment had a corresponding offset within long-term borrowings. The table below reflects the total remaining cash payments related to both transactions during the rental term as of December 31, 2017:

	<b>Sale-leaseback obligations</b>
2018	\$ 5.3
2019	5.4
2020	5.4
2021	5.5
2022	5.8
Thereafter	83.4
<b>Total minimum payments</b>	<b>\$ 110.8</b>

***Leases - Other***

We use various leased facilities and equipment in our operations. The terms for these leased assets vary depending on the lease agreement. Net rental expense under operating leases were \$52.7 million, \$48.0 million and \$48.2 million for the years ended December 31, 2017, 2016 and 2015, respectively.

At December 31, 2017, future minimum payments under non-cancelable operating leases were as follows:

	<b>Operating Leases</b>
2018	\$ 41.8
2019	26.6
2020	19.4
2021	14.9
2022	11.8
Thereafter	20.2
<b>Total minimum payments</b>	<b>\$ 134.7</b>

***Guarantees***

We guarantee certain of our customers' obligations to third parties, whereby any default by our customers on their obligations could force us to make payments to the applicable creditors. At December 31, 2017 and 2016, we had outstanding bank guarantees of \$15.2 million and \$11.1 million, respectively, which expire between 2018 and 2022. We monitor the obligations to evaluate whether we have a liability at the balance sheet date, for which none existed as of December 31, 2017 and 2016.

***Other***

We are subject to various pending lawsuits and other claims including civil, regulatory and environmental matters. Certain of these lawsuits and other claims may have an impact on us. These litigation matters may involve indemnification obligations by third parties and/or insurance coverage covering all or part of any potential damage awards against us or against DuPont for which we assumed the liabilities through the Acquisition. All of the above matters are subject to many uncertainties and, accordingly, we cannot determine the ultimate outcome of the lawsuits at this time.

The potential effects, if any, on the financial statements of Axalta will be recorded in the period in which these matters are probable and estimable.

**Notes to Consolidated Financial Statements**  
(In millions, unless otherwise noted)

In addition to the aforementioned matters, we are party to various legal proceedings in the ordinary course of business. Although the ultimate resolution of these various proceedings cannot be determined at this time, management does not believe that such proceedings, individually or in the aggregate, will have a material adverse effect on the financial statements of Axalta.

**(9) LONG-TERM EMPLOYEE BENEFITS**

***Defined Benefit Pensions and Other Long-Term Employee Benefit Plans***

*Defined Benefit Pensions*

Axalta has defined benefit plans that cover certain employees worldwide, with over 85% of the pension benefit obligation within the European region as of December 31, 2017.

*Other Long-Term Employee Benefits*

In prior periods, we had certain long-term employee health care and life insurance benefits for certain eligible employees. These programs required contributions based on retiree-selected coverage levels for certain retirees. In conjunction with certain negative plan amendments completed in 2014, all liabilities and other comprehensive income associated with these other long-term employee benefit plans were reduced to zero at December 31, 2015. The \$3.4 million net periodic benefit gain recorded during the year ended December 31, 2015 consisted of amortization of prior service credit of \$3.7 million and settlement losses of \$0.3 million. The discount rate used to determine the net periodic benefit gain during the year ended December 31, 2015 was 1.50%.

**Notes to Consolidated Financial Statements**  
(In millions, unless otherwise noted)

**Obligations and Funded Status**

The measurement date used to determine defined benefit obligations was December 31. The following table sets forth the changes to the projected benefit obligations ("PBO") and plan assets for the years ended December 31, 2017 and 2016 and the funded status and amounts recognized in the accompanying consolidated balance sheets at December 31, 2017 and 2016 for our defined benefit pension plans:

	Year Ended December 31,	
	2017	2016
<b>Change in benefit obligation:</b>		
Projected benefit obligation at beginning of year	\$ 547.6	\$ 541.7
Service cost	9.0	10.7
Interest cost	13.8	15.1
Participant contributions	1.3	1.0
Actuarial losses (gains), net	(13.8)	57.4
Plan curtailments, settlements and special termination benefits	(12.9)	(2.0)
Benefits paid	(23.3)	(21.8)
Business combinations and other adjustments	51.2	—
Currency translation adjustment	64.0	(54.5)
<b>Projected benefit obligation at end of year</b>	<b>636.9</b>	<b>547.6</b>
<b>Change in plan assets:</b>		
Fair value of plan assets at beginning of year	288.7	278.4
Actual return on plan assets	22.2	41.1
Employer contributions	27.4	27.0
Participant contributions	1.3	1.0
Benefits paid	(23.3)	(21.8)
Settlements	(13.9)	(1.2)
Business combinations and other adjustments	32.4	—
Currency translation adjustment	30.2	(35.8)
<b>Fair value of plan assets at end of year</b>	<b>365.0</b>	<b>288.7</b>
<b>Funded status, net</b>	<b>\$ (271.9)</b>	<b>\$ (258.9)</b>
<b>Amounts recognized in the consolidated balance sheets consist of:</b>		
Other assets	\$ 19.2	\$ 0.3
Other accrued liabilities	(12.0)	(10.1)
Accrued pensions	(279.1)	(249.1)
<b>Net amount recognized</b>	<b>\$ (271.9)</b>	<b>\$ (258.9)</b>

The PBO is the actuarial present value of benefits attributable to employee service rendered to date, including the effects of estimated future pay increases. The accumulated benefit obligation ("ABO") is the actuarial present value of benefits attributable to employee service rendered to date, but does not include the effects of estimated future pay increases.

**Notes to Consolidated Financial Statements**  
(In millions, unless otherwise noted)

The following table reflects the ABO for all defined benefit pension plans as of December 31, 2017 and 2016. Further, the table reflects the aggregate PBO, ABO and fair value of plan assets for pension plans with PBO in excess of plan assets and for pension plans with ABO in excess of plan assets.

	Year Ended December 31,	
	2017	2016
ABO	\$ 605.4	\$ 516.4
Plans with PBO in excess of plan assets:		
PBO	\$ 401.2	\$ 542.6
ABO	\$ 370.0	\$ 511.6
Fair value plan assets	\$ 110.1	\$ 283.4
Plans with ABO in excess of plan assets:		
PBO	\$ 393.3	\$ 488.2
ABO	\$ 364.9	\$ 461.3
Fair value plan assets	\$ 104.7	\$ 232.6

The pre-tax amounts not yet reflected in net periodic benefit cost and included in AOCI include the following related to defined benefit plans:

	Year Ended December 31,	
	2017	2016
Accumulated net actuarial losses	\$ (46.4)	\$ (76.6)
Accumulated prior service credit	2.6	0.9
Total	\$ (43.8)	\$ (75.7)

The accumulated net actuarial losses for pensions relate primarily to differences between the actual net periodic expense and the expected net periodic expense resulting from differences in the significant assumptions, including return on assets, discount rates and compensation trends, used in these estimates. For individual plans in which the accumulated net actuarial losses exceed 10% of the higher of the market value of plan assets or the PBO at the beginning of the year, amortization of such excess has been included in net periodic benefit costs for pension and other long-term employee benefits. The amortization period is the average remaining service period of active employees expected to receive benefits unless a plan is mostly inactive in which case the amortization period is the average remaining life expectancy of the plan participants. Accumulated prior service credit is amortized over the future service periods of those employees who are active at the dates of the plan amendments and who are expected to receive benefits.

The estimated pre-tax amounts that are expected to be amortized from AOCI into net periodic benefit cost during 2018 for the defined benefit plans is as follows:

	2018
Amortization of net actuarial losses	\$ (1.2)
Amortization of prior service credit	0.1
Total	\$ (1.1)

**Notes to Consolidated Financial Statements**  
(In millions, unless otherwise noted)

**Components of Net Periodic Benefit Cost**

The following table sets forth the pre-tax components of net periodic benefit costs for our defined benefit plans for the years ended December 31, 2017, 2016 and 2015.

	Year Ended December 31,		
	2017	2016	2015
Components of net periodic benefit cost and amounts recognized in comprehensive (income) loss:			
Net periodic benefit cost:			
Service cost	\$ 9.0	\$ 10.7	\$ 12.0
Interest cost	13.8	15.1	16.9
Expected return on plan assets	(15.0)	(12.6)	(14.6)
Amortization of actuarial loss, net	1.4	0.4	0.4
Amortization of prior service credit	—	—	(0.1)
Curtailment gain	—	(1.1)	—
Settlement (gain) loss	0.2	(0.5)	0.5
Special termination benefit loss	1.0	0.2	—
Net periodic benefit cost	10.4	12.2	15.1
Changes in plan assets and benefit obligations recognized in other comprehensive (income) loss:			
Net actuarial (gain) loss, net	(20.6)	27.7	(3.4)
Amortization of actuarial loss, net	(1.4)	(0.4)	(0.4)
Prior service (credit) cost	(1.2)	—	2.7
Amortization of prior service credit	—	—	0.1
Curtailment gain	—	1.1	—
Settlement gain (loss)	(0.2)	0.5	(0.5)
Other adjustments	(7.9)	—	—
Total (gain) loss recognized in other comprehensive (income) loss	(31.3)	28.9	(1.5)
Total recognized in net periodic benefit cost and comprehensive (income) loss	\$ (20.9)	\$ 41.1	\$ 13.6

Included in the other adjustments recognized in other comprehensive (income) loss was a pension plan adjustment related to the deconsolidation of our Venezuelan subsidiary and the corresponding write-off of the accumulated actuarial loss on our Venezuela pension plan. This resulted in a decrease of \$8.5 million in AOCI (\$5.9 million, net of tax), as discussed further in Note 25.



**Notes to Consolidated Financial Statements**  
(In millions, unless otherwise noted)

**Assumptions**

We used the following assumptions in determining the benefit obligations and net periodic benefit cost of our defined benefit plans:

	2017	2016	2015
Weighted-average assumptions:			
Discount rate to determine benefit obligation	2.13%	2.52%	3.05%
Discount rate to determine net cost	2.52%	3.05%	3.23%
Rate of future compensation increases to determine benefit obligation	2.69%	3.07%	3.03%
Rate of future compensation increases to determine net cost	3.07%	3.03%	3.57%
Rate of return on plan assets to determine net cost	4.73%	4.75%	5.21%

The rate of future compensation increases to determine benefit obligation in 2016 and 2015 includes the impacts of inflationary assumptions of our now deconsolidated Venezuelan subsidiary, which are absent in the 2017 assumption.

The discount rates used reflect the expected future cash flow based on plan provisions, participant data and the currencies in which the expected future cash flows will occur. For the majority of our defined benefit pension obligations, we utilize prevailing long-term high quality corporate bond indices applicable to the respective country at the measurement date. In countries where established corporate bond markets do not exist, we utilize other index movement and duration analysis to determine discount rates. The long-term rate of return on plan assets assumptions reflect economic assumptions applicable to each country and assumptions related to the preliminary assessments regarding the type of investments to be held by the respective plans.

*Estimated future benefit payments*

The following reflects the total benefit payments expected to be paid for defined benefits:

Year ended December 31,	Benefits
2018	\$ 29.7
2019	\$ 32.2
2020	\$ 32.2
2021	\$ 31.1
2022	\$ 32.1
2023—2027	\$ 189.0

**Plan Assets**

The defined benefit pension plans for our subsidiaries represent single-employer plans and the related plan assets are invested within separate trusts. Each of the single-employer plans is managed in accordance with the requirements of local laws and regulations governing defined benefit pension plans for the exclusive purpose of providing pension benefits to participants and their beneficiaries. Pension plan assets are typically held in a trust by financial institutions. Our asset allocation targets established are intended to achieve the plan's investment strategies.

Equity securities include varying market capitalization levels. U.S. equity securities are primarily large-cap companies. Fixed income investments include corporate issued, government issued and asset backed securities. Corporate debt securities include a range of credit risk and industry diversification. Other investments include real estate and private market securities such as insurance contracts, interests in private equity, and venture capital partnerships. Assets measured using NAV as a practical expedient include debt asset backed securities and hedge funds. Debt asset backed securities primarily consist of collateralized debt obligations. The market values for these assets are based on the net asset values multiplied by the number of shares owned.

Fair value calculations may not be indicative of net realizable value or reflective of future fair values. Furthermore, although we believe the valuation methods are appropriate and consistent with other market participants, the use of different methodologies or assumptions to determine the fair value of certain financial instruments could result in a different fair value measurement at the reporting date.

**Notes to Consolidated Financial Statements**  
(In millions, unless otherwise noted)

The Company's investment strategy in pension plan assets is to generate earnings over an extended time to help fund the cost of benefits while maintaining an adequate level of diversification for a prudent level of risk. The table below summarizes the weighted average actual and target pension plan asset allocations at December 31 for all funded Axalta defined benefit plans.

<b>Asset Category</b>	<b>2017</b>	<b>2016</b>	<b>Target Allocation</b>
Equity securities	25-30%	30-35%	25-30%
Debt securities	20-25%	35-40%	20-25%
Real estate	0-5%	0-5%	0-5%
Other	45-50%	25-30%	45-50%

**Notes to Consolidated Financial Statements**  
(In millions, unless otherwise noted)

The table below presents the fair values of the defined benefit pension plan assets by level within the fair value hierarchy, as described in Note 3, at December 31, 2017 and 2016, respectively.

Asset Category:	Fair value measurements at			
	December 31, 2017			
	Total	Level 1	Level 2	Level 3
Cash and cash equivalents	\$ 3.7	\$ 3.7	\$ —	\$ —
U.S. equity securities	33.3	33.0	—	0.3
Non-U.S. equity securities	76.4	73.4	1.2	1.8
Debt securities—government issued	44.6	33.1	7.3	4.2
Debt securities—corporate issued	32.8	17.2	13.1	2.5
Private market securities and other	141.2	2.7	2.8	135.7
Real estate investments	13.5	—	—	13.5
Total	\$ 345.5	\$ 163.1	\$ 24.4	\$ 158.0
Debt asset backed securities at NAV	10.9			
Hedge funds at NAV	8.6			
	\$ 365.0			

Asset Category:	Fair value measurements at			
	December 31, 2016			
	Total	Level 1	Level 2	Level 3
Cash and cash equivalents	\$ 2.8	\$ 2.8	\$ —	\$ —
U.S. equity securities	30.7	30.7	—	—
Non-U.S. equity securities	63.9	63.5	0.3	0.1
Debt—government issued	60.9	48.0	12.9	—
Debt—corporate issued	38.4	31.0	5.3	2.1
Private market securities and other	64.6	0.4	0.1	64.1
Real estate investments	11.2	—	—	11.2
Total	\$ 272.5	\$ 176.4	\$ 18.6	\$ 77.5
Debt asset backed securities at NAV	8.8			
Hedge funds at NAV	7.4			
	\$ 288.7			

Level 3 assets are primarily insurance contracts pledged on behalf of employees with benefits in certain countries, ownership interests in investment partnerships, trusts that own private market securities, real estate investments, and other debt and equity investments. The fair values of our insurance contracts are determined based on the present value of the expected future benefits to be paid under the contract, discounted at a rate consistent with the related benefit obligation. Our real estate investments are primarily comprised of investments in commercial property funds externally valued using third party pricing methodologies, which are not actively traded on public exchanges. Debt and equity securities consist primarily of small investments in other investments that are valued at different frequencies based on the value of the underlying investments. The table below presents a roll forward of activity for these assets for the years ended December 31, 2017 and 2016.

**Notes to Consolidated Financial Statements**  
(In millions, unless otherwise noted)

	Level 3 assets			
	Total	Private market securities	Debt and equity	Real estate investments
Ending balance at December 31, 2015	\$ 74.1	\$ 63.3	\$ 2.3	\$ 8.5
Realized (loss)	—	—	—	—
Change in unrealized gain	1.3	(1.4)	(0.1)	2.8
Purchases, sales, issues and settlements	2.1	2.2	—	(0.1)
Transfers in/(out) of Level 3	—	—	—	—
Ending balance at December 31, 2016	\$ 77.5	\$ 64.1	\$ 2.2	\$ 11.2
Realized (loss)	—	—	—	—
Change in unrealized gain	9.9	8.3	0.4	1.2
Purchases, sales, issues and settlements	70.6	63.3	6.2	1.1
Transfers in/(out) of Level 3	—	—	—	—
Ending balance at December 31, 2017	\$ 158.0	\$ 135.7	\$ 8.8	\$ 13.5

***Assumptions and Sensitivities***

The discount rate is determined as of each measurement date, based on a review of yield rates associated with long-term, high-quality corporate bonds. The calculation separately discounts benefit payments using the spot rates from a long-term, high-quality corporate bond yield curve.

The long-term rate of return assumption represents the expected average rate of earnings on the funds invested to provide for the benefits included in the benefit obligations. The long-term rate of return assumption is determined based on a number of factors, including historical market index returns, the anticipated long-term asset allocation of the plans, historical plan return data, plan expenses and the potential to outperform market index returns. For 2018, the expected long-term rate of return is 4.47%.

***Anticipated Contributions to Defined Benefit Plan***

For funded pension plans, our funding policy is to fund amounts for pension plans sufficient to meet minimum requirements set forth in applicable benefit laws and local tax laws. Based on the same assumptions used to measure our benefit obligations at December 31, 2017 we expect to contribute \$16.2 million to our defined benefit plans during 2018. No plan assets are expected to be returned to the Company in 2018.

***Defined Contribution Plans***

The Company sponsors defined contribution plans in both its US and non-US subsidiaries, under which salaried and certain hourly employees may defer a portion of their compensation. Eligible participants may contribute to the plan up to the allowable amount as determined by the plan of their regular compensation before taxes. All contributions and Company matches are invested at the direction of the employee. Company matching contributions vest immediately and aggregated to \$45.1 million, \$43.3 million and \$36.7 million for the years ended December 31, 2017, 2016 and 2015, respectively.

**Notes to Consolidated Financial Statements**  
(In millions, unless otherwise noted)

**(10) STOCK-BASED COMPENSATION**

During the years ended December 31, 2017, 2016 and 2015, we recognized \$38.5 million, \$41.1 million and \$30.2 million, respectively, in stock-based compensation expense which was allocated between costs of goods sold and selling, general and administrative expenses on the consolidated statements of operations. We recognized a tax benefit on stock-based compensation of \$12.1 million, \$14.0 million and \$10.7 million and for the years ended December 31, 2017, 2016 and 2015, respectively.

Included in the \$30.2 million of stock-based compensation expense recorded during the year ended December 31, 2015 was \$8.2 million of stock-based compensation expense attributable to accelerated vesting of all issued and outstanding stock options issued under the Axalta Coating Systems Bermuda Co., Ltd. 2013 Equity Incentive Plan (the "2013 Plan"), as a result of the April 2015 Carlyle Offerings which reduced Carlyle's ownership interest in Axalta to below 50%, triggering a liquidity event as defined in the 2013 Plan.

Compensation cost is recorded for the fair values of the awards over the requisite service period of the awards using the graded-vesting attribution method net of forfeitures. We have elected to recognize forfeitures as they occur.

***Description of Equity Incentive Plan***

In 2013, Axalta's Board of Directors approved the 2013 Plan which reserved an aggregate of 19,839,143 common shares of the Company for issuance to employees, directors and consultants. The 2013 Plan provided for the issuance of stock options, restricted stock or other stock-based awards. No further awards may be granted pursuant to the 2013 Plan.

In 2014, Axalta's Board of Directors approved the Axalta Coating Systems Ltd. 2014 Incentive Award Plan (the "2014 Plan") which reserved an aggregate 11,830,000 shares of common stock of the Company for issuance to employees, directors and consultants. The 2014 Plan provides for the issuance of stock options, restricted stock or other stock-based awards. All awards granted pursuant to the 2014 Plan must be authorized by the Board of Directors of Axalta or a designated committee thereof. Our Board of Directors has generally delegated responsibility for administering the 2014 Plan to our Compensation Committee.

The terms of the options may vary with each grant and are determined by the Compensation Committee within the guidelines of the 2013 and 2014 Plans. Option life cannot exceed ten years and the Company may settle option exercises by issuing new shares, treasury shares or shares purchased on the open market.

***Stock Options***

The Black-Scholes option pricing model was used to estimate fair values of the options as of the date of the grant. The weighted average fair values of options granted in 2017, 2016 and 2015 were \$7.69, \$5.69 and \$8.15 per share, respectively. Options granted have a three-year vesting period. Principal weighted average assumptions used in applying the Black-Scholes model were as follows:

	2017 Grants	2016 Grants	2015 Grants
Expected Term	6.0 years	6.0 years	6.0 years
Volatility	21.75%	21.63%	22.19%
Dividend Yield	—	—	—
Discount Rate	2.03%	1.45%	1.79%

The expected term assumptions used for the grants mentioned in the above table were determined using the simplified method and resulted in an expected term of 6.0 years. We do not anticipate paying cash dividends in the foreseeable future and, therefore, use an expected dividend yield of zero. Volatility for outstanding grants was based upon the peer group since the Company had a limited history as a public company. The discount rate was derived from the U.S. Treasury yield curve.

**Notes to Consolidated Financial Statements**  
(In millions, unless otherwise noted)

A summary of stock option award activity as of and for the year ended December 31, 2017 is presented below:

	Awards (in millions)	Weighted- Average Exercise Price	Aggregate Intrinsic Value (in millions)	Weighted Average Remaining Contractual Life (years)
Outstanding at December 31, 2016	9.6	\$ 14.40		
Granted	0.9	\$ 29.56		
Exercised	(2.2)	\$ 11.42		
Forfeited	(0.2)	\$ 28.29		
Outstanding at December 31, 2017	<u>8.1</u>	<u>\$ 16.54</u>		
Vested and expected to vest at December 31, 2017	8.1	\$ 16.54	\$ 128.3	6.52
Exercisable at December 31, 2017	6.3	\$ 13.25	\$ 119.9	5.96

Cash received by the Company upon exercise of options in 2017 was \$24.8 million. Tax benefits on these exercises were \$13.1 million. The intrinsic value of options exercised in 2017, 2016 and 2015 was \$42.2 million, \$42.5 million and \$166.8 million, respectively.

The fair value of shares vested during 2017, 2016 and 2015 was \$5.2 million, \$3.4 million and \$24.3 million, respectively.

At December 31, 2017, there was \$4.0 million of unrecognized compensation cost relating to outstanding unvested stock options expected to be recognized over the weighted average period of 1.3 years.

***Restricted Stock Awards and Restricted Stock Units***

During the year ended December 31, 2017, we issued 0.8 million shares of restricted stock awards and restricted stock units. A portion of these awards vests ratably over three years. Other awards granted to certain members of management cliff vest over two, three or four year periods and certain of these awards are subject to accelerated vesting in the event of the award recipient's termination of employment under certain circumstances.

A summary of restricted stock and restricted stock unit award activity as of December 31, 2017 is presented below:

	Awards (in millions)	Weighted-Average Fair Value
Outstanding at December 31, 2016	2.3	\$ 29.18
Granted	0.8	\$ 30.10
Vested	(1.0)	\$ 30.02
Forfeited	(0.2)	\$ 27.21
Outstanding at December 31, 2017	<u>1.9</u>	<u>\$ 29.32</u>

At December 31, 2017, there was \$18.2 million of unamortized expense relating to unvested restricted stock awards and restricted stock units that is expected to be amortized over a weighted average period of 1.5 years. Compensation expense is recognized for the fair values of the awards over the requisite service period of the awards using the graded-vesting attribution method.

The intrinsic value of awards vested during 2017 and 2016 was \$30.1 million and \$5.5 million, respectively. The total fair value of awards vested during 2017 and 2016 was \$29.4 million and \$6.2 million, respectively. No shares vested prior to 2016.

***Performance Stock Awards and Performance Share Units***

During the year ended December 31, 2017, the Company granted performance stock awards and performance share units (collectively referred to as "PSUs") to certain employees of the Company as part of their annual equity compensation award.

**Notes to Consolidated Financial Statements**  
(In millions, unless otherwise noted)

PSUs are tied to the Company's total shareholder return ("TSR") relative to the TSR of a selected industry peer group. Each award vests over a three-year service period and covers a three-year performance cycle starting at the beginning of the fiscal year in which the shares were granted. Awards will cliff vest upon meeting the applicable TSR thresholds and the three-year service requirement. The actual number of shares awarded is adjusted to between zero and 200% of the target award amount based upon achievement of pre-determined objectives. TSR relative to peers is considered a market condition under applicable authoritative guidance.

A summary of performance stock and performance share unit award activity as of December 31, 2017 is presented below:

	Awards (in millions)	Weighted-Average Fair Value
Outstanding at December 31, 2016	0.3	\$ 27.74
Granted	0.3	\$ 38.11
Vested	—	\$ —
Forfeited	—	\$ —
Outstanding at December 31, 2017	<u>0.6</u>	<u>\$ 31.17</u>

At December 31, 2017, there was \$11.3 million of unamortized expense relating to unvested PSUs that is expected to be amortized over a weighted average period of 1.9 years. Compensation expense is recognized for the fair values of the awards over the requisite service period of the awards using the graded-vesting attribution method.

**(11) OTHER EXPENSE, NET**

	Year Ended December 31,		
	2017	2016	2015
Foreign exchange losses, net	\$ 7.4	\$ 30.6	\$ 93.7
Impairments	7.6	10.5	30.6
Debt extinguishment and refinancing related costs	13.4	97.6	2.5
Other miscellaneous expense (income), net	(2.7)	4.0	(15.6)
Total	<u>\$ 25.7</u>	<u>\$ 142.7</u>	<u>\$ 111.2</u>

Our Venezuelan subsidiary, which is a U.S. dollar functional entity, contributed to these exchange losses for all periods leading up to the deconsolidation of the entity during the year ended December 31, 2017. The losses for the years ended December 31, 2017, 2016 and 2015 were \$1.8 million, \$23.5 million and \$51.5 million, respectively.

Debt extinguishment and refinancing related costs incurred during the year ended December 31, 2017 include third-party fees incurred in conjunction with the refinancing of the 2023 Dollar Term Loans. Debt extinguishment and refinancing related costs incurred during the year ended December 31, 2016 include redemption premiums on our 2021 Dollar Senior Notes and 2021 Euro Senior Notes as well as the unamortized (or pro-rata unamortized) deferred financing costs and original issue discounts associated with the debt extinguishment. See Note 20 for further information surrounding these debt-related transactions.

Other miscellaneous expense (income), net included a gain for the year ended December 31, 2015 resulting from the acquisition of an additional 25% interest in an equity method investee for a purchase price of \$4.3 million. As a result of the acquisition, we obtained a controlling interest and recognized a gain of \$5.4 million on the remeasurement of our previously held equity interest as of the acquisition date. Also included in other miscellaneous expense (income), net for the year ended December 31, 2015 was the recognition of a \$5.6 million gain on certain foreign currency forward contracts compared to losses of \$0.2 million and \$4.3 million for the years ended December 31, 2017 and 2016, respectively.

**Notes to Consolidated Financial Statements**  
(In millions, unless otherwise noted)

**(12) INCOME TAXES**

On December 22, 2017, the U.S. TCJA legislation, as defined herein, was enacted into law, which significantly revises the Internal Revenue Code of 1986, as amended. The U.S. TCJA includes, among other items, (1) permanent reduction of the corporate tax rate from a top marginal rate of 35% to a flat rate of 21%; (2) limitations on the tax deduction for net interest expense to 30% of adjusted earnings; (3) a one-time transition tax on certain unrepatriated earnings of foreign subsidiaries; (4) a shift of the U.S. taxation of multinational corporations from a tax on worldwide income to a territorial system (along with certain rules designed to prevent erosion of the U.S. income tax base); and (5) modifying or repealing many other business deductions and credits (including modifications to annual foreign tax credit limitations).

We have assessed the impacts of the changes from the U.S. TCJA and recorded a provisional non-cash net tax charge of \$107.8 million as of December 31, 2017. This provisional tax charge includes a one-time \$81.1 million remeasurement of the net U.S. deferred tax assets to the lower enacted U.S. corporate tax rate of 21% and establishment of a valuation allowance of \$26.1 million on certain interest and foreign tax credit carryforwards as a result of other provisions in the U.S. TCJA effective January 1, 2018. We intend to maintain this valuation allowance unless further regulatory guidance provides sufficient positive evidence to support the realizability of the deferred tax assets. Additionally, we recorded \$0.6 million of withholding tax on unremitted earnings due to the implementation of the territorial tax system. At present, we do not estimate any material impacts from the repatriation tax. While we have completed our provisional analysis of the income tax effects of the U.S. TCJA, the related tax charge may differ, possibly materially, due to further refinement of our calculations, changes in interpretations and assumptions that we have made, additional guidance that may be issued by regulatory bodies, and actions and related accounting policy decisions we may take as a result of the new legislation. We will complete our analysis over the one-year measurement period from the enactment of the law as provided for by SAB 118, and any adjustments during this measurement period will be included in net earnings from continuing operations as an adjustment to income tax expense in the reporting period when such adjustments are determined.

*Domestic and Foreign Components of Income Before Income Taxes*

	Year Ended December 31,		
	2017	2016	2015
Domestic	\$ 41.8	\$ 27.9	\$ (22.5)
Foreign	147.8	54.8	180.4
Total	\$ 189.6	\$ 82.7	\$ 157.9

*Provision (Benefit) for Income Taxes*

	Year Ended December 31, 2017			Year Ended December 31, 2016			Year Ended December 31, 2015		
	Current	Deferred	Total	Current	Deferred	Total	Current	Deferred	Total
U.S. federal	\$ 4.6	\$ 102.8	\$ 107.4	\$ 0.9	\$ (1.3)	\$ (0.4)	\$ —	\$ 17.8	\$ 17.8
U.S. state and local	1.7	0.4	2.1	3.7	8.2	11.9	3.1	8.5	11.6
Foreign	43.9	(11.5)	32.4	49.4	(22.8)	26.6	65.2	(32.5)	32.7
Total	\$ 50.2	\$ 91.7	\$ 141.9	\$ 54.0	\$ (15.9)	\$ 38.1	\$ 68.3	\$ (6.2)	\$ 62.1



**Notes to Consolidated Financial Statements**  
(In millions, unless otherwise noted)

**Reconciliation to U.S. Statutory Rate**

	Year Ended December 31, 2017		Year Ended December 31, 2016		Year Ended December 31, 2015	
Statutory U.S. federal income tax rate <sup>(1)</sup>	\$ 66.4	35.0 %	\$ 29.0	35.0 %	\$ 55.2	35.0 %
Foreign income taxed at rates other than 35%	(56.2)	(29.6)	(45.6)	(55.1)	(41.4)	(26.2)
Changes in valuation allowances	45.3	23.9	9.6	11.6	34.4	21.8
Foreign exchange gain (loss), net	(17.7)	(9.3)	3.1	3.7	(10.5)	(6.6)
Unrecognized tax benefits	3.1	1.6	7.1	8.6	0.4	0.3
Foreign taxes	4.1	2.2	4.5	5.4	5.8	3.7
Non-deductible interest	9.8	5.2	6.7	8.1	4.9	3.1
Non-deductible expenses	4.6	2.4	4.7	5.7	5.5	3.5
Tax credits	(4.2)	(2.2)	(6.7)	(8.1)	(5.5)	(3.5)
Excess tax benefits relating to share-based compensation	(13.1)	(6.9)	(13.4)	(16.2)	—	—
Venezuela deconsolidation and impairment	(2.0)	(1.1)	23.8	28.8	10.7	6.8
U.S. state and local taxes, net	1.3	0.7	7.8	9.4	8.1	5.1
U.S. tax reform <sup>(2)</sup>	107.8	56.9	—	—	—	—
Other - net	(7.3)	(4.0)	7.5	9.2	(5.5)	(3.7)
Total income tax provision / effective tax rate	\$ 141.9	74.8 %	\$ 38.1	46.1 %	\$ 62.1	39.3 %

(1) The U.S. statutory rate has been used as management believes it is more meaningful to the Company.

(2) Provisional net tax effect of the U.S. TCJA.

**Deferred Tax Balances**

	Year Ended December 31,	
	2017	2016
<b>Deferred tax asset</b>		
Tax loss, credit and interest carryforwards	\$ 265.3	\$ 263.7
Goodwill and intangibles	—	48.1
Compensation and employee benefits	86.0	92.8
Accruals and other reserves	33.9	40.0
Research and development capitalization	8.9	15.7
Equity investment and other securities	26.4	(0.7)
Other	10.9	16.4
Total deferred tax assets	431.4	476.0
Less: Valuation allowance	(214.2)	(135.4)
Net deferred tax assets	217.2	340.6
<b>Deferred tax liabilities</b>		
Goodwill and intangibles	(15.2)	—
Property, plant and equipment	(146.9)	(168.4)
Unremitted earnings	(7.4)	(5.8)
Long-term debt	(2.2)	(4.2)
Total deferred tax liabilities	(171.7)	(178.4)
<b>Net deferred tax asset</b>	\$ 45.5	\$ 162.2
Non-current assets	198.4	322.4
Non-current liability	(152.9)	(160.2)
Net deferred tax asset	\$ 45.5	\$ 162.2

**Notes to Consolidated Financial Statements**  
(In millions, unless otherwise noted)

At December 31, 2017, the Company had \$176.4 million of net operating loss carryforwards (tax effected) in certain non-U.S. jurisdictions, net of uncertain tax positions. Of these, \$84.9 million have indefinite carryforward periods, and the remaining \$91.5 million are subject to expiration between the years 2020 through 2026. Non-U.S. tax credit carryforwards at December 31, 2017 amounted to \$1.8 million. Of these, \$1.5 million have indefinite carryforward period, and the remaining are subject to expiration between the years 2020 and 2022.

In the U.S., there were approximately \$37.2 million of federal net operating loss carryforwards (tax effected) subject to expiration in years beyond 2032, and \$2.7 million of state net operating loss carryforwards (tax effected) subject to expiration between the years 2018 and 2037. U.S. tax credit carryforwards at December 31, 2017 amounted to \$34.8 million subject to expiration between the years 2019 and 2037. U.S. interest carryforwards at December 31, 2017 of \$12.4 million have an indefinite carryforward period. Utilization of our U.S. net operating loss and tax credit carryforwards may be subject to annual limitations due to the ownership change limitations provided by the Internal Revenue Code and similar state provisions. Such annual limitations could result in the expiration of the net operating loss and tax credit carryforwards before their utilization.

At December 31, 2016, the Company had \$152.8 million of net operating loss carryforwards (tax effected) in certain non-U.S. jurisdictions, net of uncertain tax positions. Of these, \$63.2 million have indefinite carryforward periods, and the remaining \$89.6 million are subject to expiration between the years 2018 through 2026. Non-U.S. tax credit carryforwards at December 31, 2016 amounted to \$1.9 million. Of these, \$1.8 million have indefinite carryforward period, and the remaining are subject to expiration between the years 2018 and 2021.

In the U.S., there were approximately \$62.8 million of federal net operating loss carryforwards (tax effected) subject to expiration in years beyond 2032, and \$2.5 million of state net operating loss carryforwards (tax effected) subject to expiration between the years 2018 and 2036. U.S. tax credit carryforwards at December 31, 2016 amounted to \$26.0 million subject to expiration between the years 2019 and 2036. U.S. interest carryforwards at December 31, 2015 of \$17.7 million have an indefinite carryforward period. Utilization of our U.S. net operating loss and tax credit carryforwards may be subject to annual limitations due to the ownership change limitations provided by the Internal Revenue Code and similar state provisions. Such annual limitations could result in the expiration of the net operating loss and tax credit carryforwards before their utilization.

Valuation allowances relate primarily to the increase in tax loss carryforwards and equity investment in foreign jurisdictions where the Company does not believe the associated net deferred tax assets will be realized, due to expiration, limitation or insufficient future taxable income. Of the \$214.2 million valuation allowance at December 31, 2017, \$188.1 million pertains to certain non-U.S. jurisdictions. A significant portion of the non-U.S. valuation allowance balance relates to the Company's operations in Luxembourg and the Netherlands, which amount to \$155.7 million and \$113.8 million for years ended December 31, 2017 and December 31, 2016, respectively. In the Netherlands, the Company's tax loss carryforwards have a nine-year carryforward period and are subject to expiration between years 2022 through 2026. In Luxembourg, the Company's tax loss carryforwards have an indefinite carryforward period.

The remaining \$26.1 million valuation allowance relates to certain U.S. interest and foreign tax credit carryforwards that were impacted by the enactment of the U.S. TCJA and discussed in more detail above.

***Total Gross Unrecognized Tax Benefits***

	Year Ended December 31,		
	2017	2016	2015
Balance at January 1	\$ 12.3	\$ 4.7	\$ 5.3
Increases related to positions taken on items from prior years	1.9	—	—
Decreases related to positions taken on items from prior years	—	(0.2)	(0.6)
Increases related to positions taken in the current year	3.0	7.8	—
Balance at December 31	<u>\$ 17.2</u>	<u>\$ 12.3</u>	<u>\$ 4.7</u>

At December 31, 2017, 2016 and 2015, the total amount of gross unrecognized tax benefits was \$17.2 million, \$12.3 million and \$4.7 million, of which \$9.7 million, \$8.5 million and \$4.7 million would impact the effective tax rate, if recognized, respectively.

**Notes to Consolidated Financial Statements**  
(In millions, unless otherwise noted)

Interest and penalties associated with gross unrecognized tax benefits are included as components of the "Provision (benefit) for income taxes," and totaled an income tax expense of \$0.1 million, \$0.3 million and \$0.4 million in 2017, 2016 and 2015, respectively. Accrued interest and penalties are included within the related tax liability line in the balance sheet. The Company's accrual for interest and penalties at December 31, 2017, 2016 and 2015 was \$1.2 million, \$1.1 million and \$0.7 million, respectively.

The Company is subject to income tax in approximately 47 jurisdictions outside the U.S. The Company's significant operations outside the U.S. are located in Belgium, China, Germany and Mexico. The statute of limitations varies by jurisdiction with 2007 being the oldest tax year still open in the material jurisdictions. The Company is currently under audit in certain jurisdictions for tax years under responsibility of the predecessor, as well as tax periods under the Company's ownership. Pursuant to the acquisition agreement, all tax liabilities related to tax years prior to 2013 acquisition will be indemnified by DuPont.

As of December 31, 2017, 2016 and 2015, we had gross unrecognized tax benefits of \$18.4 million, \$13.4 million and \$5.4 million, respectively, including interest and penalties. Due to the high degree of uncertainty regarding future timing of cash flows associated with these liabilities, we are unable to estimate the years in which settlement will occur with the respective taxing authorities.

**(13) NET INCOME PER COMMON SHARE**

Basic net income per common share excludes the dilutive impact of potentially dilutive securities and is computed by dividing net income by the weighted average number of common shares outstanding for the period. Diluted net income per common share includes the effect of potential dilution from the hypothetical exercise of outstanding stock options and vesting of restricted shares and performance shares. A reconciliation of our basic and diluted net income per common share is as follows:

(In millions, except per share data)	Year Ended December 31,		
	2017	2016	2015
Net income to common shareholders	\$ 36.7	\$ 38.8	\$ 91.6
Basic weighted average shares outstanding	240.4	238.1	233.8
Diluted weighted average shares outstanding	246.1	244.4	239.7
Net income per common share:			
Basic net income per share	\$ 0.15	\$ 0.16	\$ 0.39
Diluted net income per share	\$ 0.15	\$ 0.16	\$ 0.38

The number of anti-dilutive shares that have been excluded in the computation of diluted net income per share for the years ended December 31, 2017, 2016 and 2015 were 1.8 million, 1.3 million and 0.7 million, respectively.

**(14) ACCOUNTS AND NOTES RECEIVABLE, NET**

	Year Ended December 31,	
	2017	2016
Accounts receivable—trade, net	\$ 748.2	\$ 640.4
Notes receivable	29.4	68.7
Other	92.6	92.8
Total	\$ 870.2	\$ 801.9

Accounts and notes receivable are carried at amounts that approximate fair value. Accounts receivable—trade, net are net of allowances of \$15.9 million and \$13.7 million at December 31, 2017 and 2016, respectively. Bad debt expense was \$3.5 million, \$3.4 million and \$4.9 million for the years ended December 31, 2017, 2016 and 2015, respectively.

**Notes to Consolidated Financial Statements**  
(In millions, unless otherwise noted)

**(15) INVENTORIES**

	Year Ended December 31,	
	2017	2016
Finished products	\$ 347.5	\$ 315.2
Semi-finished products	95.5	87.5
Raw materials and supplies	165.6	127.0
Total	\$ 608.6	\$ 529.7

Stores and supplies inventories of \$20.8 million and \$20.2 million at December 31, 2017 and 2016, respectively, were valued under the weighted average cost method.

**(16) PROPERTY, PLANT AND EQUIPMENT, NET**

Depreciation expense amounted to \$176.6 million, \$176.8 million and \$169.1 million for the years ended December 31, 2017, 2016 and 2015, respectively.

	Useful Lives (years)	Year Ended December 31,	
		2017	2016
Land		\$ 87.6	\$ 85.2
Buildings and improvements	5 - 25	516.3	454.0
Machinery and equipment	3 - 25	1,244.0	1,087.5
Software	5 - 7	155.3	139.7
Other	3 - 20	41.7	35.6
Construction in progress		148.7	131.0
Total		2,193.6	1,933.0
Accumulated depreciation		(805.0)	(617.3)
Property, plant and equipment, net		\$ 1,388.6	\$ 1,315.7

**(17) OTHER ASSETS**

	Year Ended December 31,	
	2017	2016
Available for sale securities	\$ 5.2	\$ 4.4
Deferred income taxes—non-current	198.4	322.4
Other assets	225.0	209.3
Total	\$ 428.6	\$ 536.1

**(18) ACCOUNTS PAYABLE**

	Year Ended December 31,	
	2017	2016
Trade payables	\$ 510.7	\$ 429.5
Non-income taxes	27.0	27.2
Other	17.2	17.5
Total	\$ 554.9	\$ 474.2

**Notes to Consolidated Financial Statements**  
(In millions, unless otherwise noted)

**(19) OTHER ACCRUED LIABILITIES**

	Year Ended December 31,	
	2017	2016
Compensation and other employee-related costs	\$ 153.3	\$ 145.8
Current portion of long-term employee benefit plans	12.0	10.1
Restructuring	71.5	66.1
Discounts, rebates, and warranties	138.8	119.8
Income taxes payable	22.2	23.3
Derivative liabilities	3.3	1.3
Other	88.5	73.6
<b>Total</b>	<b>\$ 489.6</b>	<b>\$ 440.0</b>

**(20) BORROWINGS**

Borrowings are summarized as follows:

	Year Ended December 31,	
	2017	2016
2024 Dollar Term Loans	\$ 1,960.0	\$ —
2023 Dollar Term Loans	—	1,545.0
2023 Euro Term Loans	472.5	417.6
2024 Dollar Senior Notes	500.0	500.0
2024 Euro Senior Notes	399.7	349.7
2025 Euro Senior Notes	536.9	469.8
Short-term and other borrowings	94.8	39.8
Unamortized original issue discount	(9.1)	(10.0)
Unamortized deferred financing costs	(39.2)	(48.0)
	<b>\$ 3,915.6</b>	<b>\$ 3,263.9</b>
<b>Less:</b>		
Short-term borrowings	\$ 12.9	\$ 8.3
Current portion of long-term borrowings	24.8	19.6
<b>Long-term debt</b>	<b>\$ 3,877.9</b>	<b>\$ 3,236.0</b>

***Senior Secured Credit Facilities, as amended***

On February 3, 2014 (the "Second Amendment Effective Date"), Axalta Coating Systems Dutch B.B.V., as "Dutch Borrower", and its indirect wholly-owned subsidiary, Axalta Coating Systems U.S. Holdings Inc., as "U.S. Borrower", executed the second amendment to the Senior Secured Credit Facilities (the "Second Amendment"). The Second Amendment (i) converted all of the outstanding Dollar Term Loans (\$2,282.8 million) into a new class of term loans (the "2020 Dollar Term Loans"), and (ii) converted all of the outstanding Euro Term Loans (€397.0 million) into a new class of term loans (the "2020 Euro Term Loans" and, together with the 2020 Dollar Term Loans, the "2020 Term Loans").

On December 15, 2016 (the "Fourth Amendment Effective Date"), Dutch B.B.V. and Axalta US Holdings executed the fourth amendment to the Senior Secured Credit Facilities (the "Fourth Amendment"). The Fourth Amendment (i) converted all of the outstanding 2020 Dollar Term Loans (\$1,775.3 million) into a new tranche of term loans issued at par with principal of \$1,545.0 million (the "2023 Dollar Term Loans"), (ii) converted all of the outstanding 2020 Euro Term Loans (€199.0 million) into a new tranche of term loans issued at par with principal of €400.0 million (the "2023 Euro Term Loans" and, together with the 2023 Dollar Term Loans, the "2023 Term Loans").

**Notes to Consolidated Financial Statements**  
(In millions, unless otherwise noted)

On June 1, 2017 (the "Fifth Amendment Effective Date"), Dutch B.B.V. and Axalta US Holdings executed the fifth amendment to the Credit Agreement (the "Fifth Amendment"). The Fifth Amendment converted all of the outstanding 2023 Dollar Term Loans (\$1,541.1 million) into a new tranche of term loans with principal of \$2,000.0 million (the "2024 Dollar Term Loans", together with the 2023 Euro Term Loans, the "Current Terms Loans", and with the Revolving Credit Facility, as defined herein, the "Senior Secured Credit Facilities"). The 2024 Dollar Term Loans were issued at 99.875% of par, or a \$2.5 million discount.

Interest was and is payable quarterly on both the 2023 Term Loans and Current Term Loans.

The 2024 Dollar Term Loans are subject to a floor of zero plus an applicable rate of 2.00% per annum for Eurocurrency Rate Loans as defined in the credit agreement governing the Senior Secured Credit Facilities (the "Credit Agreement") and 1.00% per annum for Base Rate Loans as defined in the Credit Agreement.

Prior to the Fifth Amendment, interest on the 2023 Dollar Term Loans was subject to a floor of 0.75%, plus an applicable rate after the Fourth Amendment Effective Date. The applicable rate for such 2023 Dollar Term Loans was 2.50% per annum for Eurocurrency Rate Loans as defined in the Credit Agreement and 1.50% per annum for Base Rate Loans as defined in the Credit Agreement. The 2023 Euro Term Loans are also subject to a floor of 0.75%, plus an applicable rate after the Fourth Amendment Effective Date. The applicable rate for such New Euro Term Loans is 2.25% per annum for Eurocurrency Rate Loans. The 2023 Euro Term Loans may not be Base Rate Loans.

Prior to the Fourth Amendment, interest on the 2020 Dollar Term Loans was subject to a floor of 1.00%, plus an applicable rate after the Second Amendment Effective Date. The applicable rate for such 2020 Dollar Term Loans was 3.00% per annum for Eurocurrency Rate Loans and 2.00% per annum for Base Rate Loans. The 2020 Euro Term Loans were also subject to a floor of 1.00%, plus an applicable rate. The applicable rate for such 2020 Euro Term Loans was 3.25% per annum for Eurocurrency Rate Loans. The 2020 Euro Term Loans were not to be Base Rate Loans. The applicable rate for both Eurocurrency Rate Loans as well as Base Rate Loans was subject to a further 25 basis point reduction if the Total Net Leverage Ratio as defined in the Credit Agreement governing the Senior Secured Credit Facilities is less than or equal to 4.50:1.00. During the third quarter of 2014, our Total Net Leverage Ratio was less than 4.50:1.00. Consequently, the applicable rates were changed to 2.75% for the 2020 Dollar Term Loans and 3.00% for the 2020 Euro Term Loans through the Fourth Amendment Effective Date.

Any indebtedness under the Senior Secured Credit Facilities may be voluntarily prepaid in whole or in part, in minimum amounts, subject to the provisions set forth in the Credit Agreement. Such indebtedness is subject to mandatory prepayments amounting to the proceeds of asset sales over \$75.0 million annually, proceeds from certain debt issuances not otherwise permitted under the Credit Agreement and 50% (subject to a step-down to 25.0% or 0% if the First Lien Leverage Ratio falls below 4.25:1.00 or 3.50:1.00, respectively) of Excess Cash Flow.

The Senior Secured Credit Facilities are secured by substantially all assets of Dutch A.B.V. and the guarantors. The 2023 Euro Term Loans mature on February 1, 2023 and the 2024 Dollar Term Loans mature on June 1, 2024. Principal is paid quarterly on both the 2023 Euro Term Loans and the 2024 Dollar Term Loans based on 1% per annum of the original principal amount outstanding on the most recent amendment date with the unpaid balance due at maturity.

We are subject to customary negative covenants in addition to the First Lien Leverage Ratio financial covenant for purposes of determining any Excess Cash Flow mandatory payment. Further, the Senior Secured Credit Facilities, among other things, include customary restrictions (subject to certain exceptions) on the Company's ability to incur certain indebtedness, grant certain liens, make certain investments, declare or pay certain dividends, or repurchase shares of the Company's common stock. As of December 31, 2017, the Company is in compliance with all covenants under the Senior Secured Credit Facilities.

**Notes to Consolidated Financial Statements**  
(In millions, unless otherwise noted)

### *Revolving Credit Facility*

On August 1, 2016 (the "Third Amendment Effective Date"), Dutch B.B.V. and Axalta US Holdings executed the third amendment to the Senior Secured Credit Facilities (the "Third Amendment"). The Third Amendment impacted the revolving credit facility under the Senior Secured Credit Facilities (the "Revolving Credit Facility") by (i) extending the maturity of the Revolving Credit Facility to five years from the Third Amendment Effective Date, or August 1, 2021, provided that such date will be accelerated to the date that is 91 days prior to the maturity of the term loans borrowed under the Credit Agreement if the maturity of such term loans precedes the maturity of the Revolving Credit Facility, (ii) decreasing the applicable interest margins, and (iii) amending the financial covenant applicable to the Revolving Credit Facility to be applicable only when greater than 30% (previously 25%) of the Revolving Credit Facility (including letters of credit not cash collateralized to at least 103%) is outstanding at the end of the fiscal quarter. If such conditions are met, the First Lien Net Leverage Ratio (as defined by the Credit Agreement) at the end of the quarter is required to be greater than 5.50:1.00. At December 31, 2017, the financial covenant is not applicable as there were no borrowings.

Under the Third Amendment, interest on any outstanding borrowings under the Revolving Credit Facility is subject to a floor of zero for Adjusted Eurocurrency Rate Loans (as defined in the Credit Agreement) plus an applicable rate of 2.75% (previously 3.50%) subject to an additional step-down to 2.50% or 2.25%, if the First Lien Net Leverage Ratio falls below 3.00:1.00 or 2.50:1.00, respectively. For Base Rate Loans, the interest is subject to a floor of the greater of the federal funds rate plus 0.50%, the Prime Lending Rate or an Adjusted Eurocurrency Rate plus 1%, plus an applicable rate of 1.75% (previously 2.50%), subject to an additional step-down to 1.50% or 1.25%, if the First Lien Net Leverage Ratio falls below 3.00:1.00 and 2.50:1.00, respectively.

Under circumstances described in the Credit Agreement, we may increase available revolving or term facility borrowings by up to \$400.0 million plus an additional amount subject to the Company not exceeding a maximum first lien leverage ratio described in the Credit Agreement.

There have been no borrowings outstanding on the Revolving Credit Facility since the issuance of the Senior Secured Credit Facilities. At December 31, 2017 and December 31, 2016, letters of credit issued under the Revolving Credit Facility totaled \$35.5 million and \$21.3 million, respectively, which reduced the availability under the Revolving Credit Facility. Availability under the Revolving Credit Facility was \$364.5 million and \$378.7 million at December 31, 2017 and December 31, 2016, respectively.

### *Significant Transactions*

During the year ended December 31, 2017, in connection with the Fifth Amendment discussed above, we recorded a loss on extinguishment of \$13.0 million. In addition, during the year ended December 31, 2017, we voluntarily prepaid \$30.0 million in principal of the outstanding 2024 Dollar Term Loans, resulting in a loss of \$0.4 million, consisting of the write-off of \$0.3 million and \$0.1 million of unamortized deferred financing costs and original issue discounts, respectively.

During the year ended December 31, 2016, in connection with the Third Amendment discussed above, we recorded a loss on extinguishment of \$2.3 million. In addition, in connection with the Fourth Amendment, we recorded a \$10.4 million loss on extinguishment and other financing-related costs for the year ended December 31, 2016. The loss was comprised of the write-off of unamortized deferred financing costs and original issue discounts attributable to the 2020 Term Loans of \$4.7 million and \$1.5 million, respectively, and other fees directly associated with the Fourth Amendment of \$4.2 million.

Prior to the Fourth Amendment, in April and October of 2016, we voluntarily prepaid \$100.0 million and \$150.0 million in principal of the outstanding 2020 Dollar Term Loans, respectively, and €200.0 million in principal of the outstanding 2020 Euro Term Loans. As a result, we recorded losses on extinguishment for the year ended December 31, 2016 of \$9.6 million, consisting of the write-off of \$9.1 million and \$0.5 million of unamortized deferred financing costs and original issue discounts, respectively.

During the year ended December 31, 2015, we voluntarily prepaid \$100.0 million of the outstanding 2020 Dollar Term Loans which resulted in a loss on extinguishment of \$2.5 million, consisting of the write-off of \$1.8 million and \$0.7 million of unamortized deferred financing costs and original issue discounts, respectively.

**Notes to Consolidated Financial Statements**  
(In millions, unless otherwise noted)

***Significant Terms of the 2021 Senior Notes***

On February 1, 2013, Dutch B B.V, as the “Dutch Issuer”, an indirect, wholly owned subsidiary of the Company, and Axalta US Holdings, as the “U.S. Issuer” (collectively the “Issuers”) issued \$750.0 million aggregate principal amount of 7.375% senior unsecured notes due 2021 (the “2021 Dollar Senior Notes”) and related guarantees thereof. Additionally, the Issuers issued €250.0 million aggregate principal amount of 5.750% senior secured notes due 2021 (the “2021 Euro Senior Notes” and, together with the Dollar Senior Notes, the “2021 Senior Notes”) and related guarantees thereof. The 2021 Senior Notes were unconditionally guaranteed on a senior basis by Dutch A B.V. and certain of the Issuers’ subsidiaries.

***Issuance of New Senior Notes and Redemption of 2021 Senior Notes***

On August 16, 2016, Axalta Coating Systems, LLC (“New U.S. Issuer”), issued \$500.0 million in aggregate principal amount of 4.875% Senior Unsecured Notes (the “2024 Dollar Senior Notes”) and €335.0 million in aggregate principal amount of 4.250% Senior Unsecured Notes (the “2024 Euro Senior Notes”), each due August 2024 (collectively, the “2024 Senior Notes”, and with the 2025 Euro Senior Notes, the “New Senior Notes”, each of which is described in detail below), for the primary purpose of redeeming the 2021 Dollar Senior Notes (the “August 2016 Refinancing”). Consistent with the terms of the 2021 Dollar Senior Notes, we extinguished the principal at a redemption price equal to 105.531%.

In connection with the August 2016 Refinancing, we recorded a \$56.9 million loss on extinguishment and other financing-related costs for the year ended December 31, 2016. The loss was comprised of the redemption premium of \$41.5 million, write-off of unamortized deferred financing costs attributable to the 2021 Dollar Senior Notes of \$13.0 million and other fees directly associated with the transaction of \$2.4 million.

The 2024 Senior Notes are fully and unconditionally guaranteed by Dutch B B.V. (“Parent Guarantor”).

In addition, on September 27, 2016, the Dutch Issuer issued €450.0 million in aggregate principal amount of 3.750% Euro Senior Unsecured Notes due January 2025 (the “2025 Euro Senior Notes”) for the primary purpose of redeeming the 2021 Euro Senior Notes and the partial prepayment of the 2020 Euro Term Loans (the “September 2016 Refinancing”). Consistent with the original terms of the 2021 Euro Senior Notes, we extinguished the principal at a redemption price equal to 104.313%.

In connection with the September 2016 Refinancing, we recorded an \$18.4 million loss on extinguishment and other financing-related costs for the year ended December 31, 2016. The loss was comprised of the redemption premium of \$12.1 million, write-off of unamortized deferred financing costs attributable to the 2021 Euro Senior Notes of \$5.6 million and other fees directly associated with the transaction of \$0.7 million.

The indentures governing the New Senior Notes contain covenants that restrict the ability of the Issuers and their subsidiaries to, among other things, incur additional debt, make certain payments including payment of dividends or repurchase equity interest of the Issuers, make loans or acquisitions or capital contributions and certain investments, incur certain liens, sell assets, merge or consolidate or liquidate other entities, and enter into transactions with affiliates.

*i) 2024 Dollar Senior Notes*

The 2024 Dollar Senior Notes were issued at 99.951% of par, or \$2.0 million discount, and are due August 15, 2024. The 2024 Dollar Senior Notes bear interest at 4.875% and are payable semi-annually on February 15 and August 15. We have the option to redeem all or part of the 2024 Dollar Senior Notes at the following redemption prices (expressed as percentages of principal amount) on or after August 15 of the years indicated:

Period	2024 Dollar Notes Percentage
2019	103.656%
2020	102.438%
2021	101.219%
2022 and thereafter	100.000%



**Notes to Consolidated Financial Statements**  
(In millions, unless otherwise noted)

Notwithstanding the foregoing, at any time and from time to time prior to August 15, 2019, we may at our option redeem in the aggregate up to 40% of the original aggregate principal amount of the 2024 Dollar Senior Notes with the net cash proceeds of one or more Equity Offerings (as defined in the indenture governing the 2024 Dollar Senior Notes) at a redemption price of 104.875% plus accrued and unpaid interest, if any, to the redemption date. At least 50% of the original aggregate principal of the notes must remain outstanding after each such redemption.

Upon the occurrence of certain events constituting a change of control, holders of the 2024 Dollar Senior Notes have the right to require us to repurchase all or any part of the 2024 Dollar Senior Notes at a purchase price equal to 101% of the principal amount plus accrued and unpaid interest, if any, to the repurchase date.

The 2024 Dollar Senior Notes, subject to local law limitations, will initially be jointly and severally guaranteed on a senior unsecured basis by each of the Parent Guarantor's existing and future direct and indirect subsidiaries that is a borrower under or that guarantees the Senior Secured Credit Facilities. Under certain circumstances, the guarantors may be released from their guarantees without the consent of the holders of the applicable series of notes.

The indebtedness issued through the 2024 Dollar Senior Notes is senior unsecured indebtedness of the New U.S. Issuer, is senior in right of payment to all future subordinated indebtedness of the New U.S. Issuer and guarantors and is equal in right of payment to all existing and future senior indebtedness of the New U.S. Issuer and guarantors. The 2024 Dollar Senior Notes are effectively subordinated to any secured indebtedness of the New U.S. Issuer and guarantors (including indebtedness outstanding under the Senior Secured Credit Facilities) to the extent of the value of the assets securing such indebtedness.

(ii) *2024 Euro Senior Notes*

The 2024 Euro Senior Notes were issued at par and are due August 15, 2024. The 2024 Euro Senior Notes bear interest at 4.250% and are payable semi-annually on February 15 and August 15. We have the option to redeem all or part of the 2024 Euro Senior Notes at the following redemption prices (expressed as percentages of principal amount) on or after August 15 of the years indicated:

Period	2024 Euro Notes Percentage
2019	103.188%
2020	102.125%
2021	101.063%
2022 and thereafter	100.000%

Notwithstanding the foregoing, at any time and from time to time prior to August 15, 2019, we may at our option redeem in the aggregate up to 40% of the original aggregate principal amount of the 2024 Euro Senior Notes with the net cash proceeds of one or more Equity Offerings (as defined in the indenture governing the 2024 Euro Senior Notes) at a redemption price of 104.250% plus accrued and unpaid interest, if any, to the redemption date. At least 50% of the original aggregate principal of the notes must remain outstanding after each such redemption.

Upon the occurrence of certain events constituting a change of control, holders of the 2024 Euro Senior Notes have the right to require us to repurchase all or any part of the 2024 Euro Senior Notes at a purchase price equal to 101% of the principal amount plus accrued and unpaid interest, if any, to the repurchase date.

The 2024 Euro Senior Notes, subject to local law limitations, will initially be jointly and severally guaranteed on a senior unsecured basis by each of the Parent Guarantor's existing and future direct and indirect subsidiaries that is a borrower under or that guarantees the Senior Secured Credit Facilities. Under certain circumstances, the guarantors may be released from their guarantees without the consent of the holders of the applicable series of notes.

The indebtedness issued through the 2024 Euro Senior Notes is senior unsecured indebtedness of the New U.S. Issuer, is senior in right of payment to all future subordinated indebtedness of the New U.S. Issuer and guarantors and is equal in right of payment to all existing and future senior indebtedness of the New U.S. Issuer and guarantors. The 2024 Euro Senior Notes are effectively subordinated to any secured indebtedness of the New U.S. Issuer and guarantors (including indebtedness outstanding under the Senior Secured Credit Facilities) to the extent of the value of the assets securing such indebtedness.

**Notes to Consolidated Financial Statements**  
(In millions, unless otherwise noted)

(iii) *2025 Euro Senior Notes*

The 2025 Euro Senior Notes were issued at par and are due January 15, 2025. The 2025 Euro Senior Notes bear interest at 3.750% and are payable semi-annually on January 15 and July 15. We have the option to redeem all or part of the 2025 Euro Senior Notes at the following redemption prices (expressed as percentages of principal amount) on or after January 15 of the years indicated:

Period	2025 Euro Notes Percentage
2019	102.813%
2020	101.875%
2021	100.938%
2022 and thereafter	100.000%

Notwithstanding the foregoing, at any time and from time to time prior to January 15, 2020, we may at our option redeem in the aggregate up to 40% of the original aggregate principal amount of the 2025 Euro Senior Notes with the net cash proceeds of one or more Equity Offerings (as defined in the indenture governing the 2025 Euro Senior Notes) at a redemption price of 103.750% plus accrued and unpaid interest, if any, to the redemption date. At least 50% of the original aggregate principal of the notes must remain outstanding after each such redemption.

Upon the occurrence of certain events constituting a change of control, holders of the 2025 Euro Senior Notes have the right to require us to repurchase all or any part of the 2025 Euro Senior Notes at a purchase price equal to 101% of the principal amount plus accrued and unpaid interest, if any, to the repurchase date.

The 2025 Euro Senior Notes, subject to local law limitations, will initially be jointly and severally guaranteed on a senior unsecured basis by each of the Dutch Issuer's existing and future direct and indirect subsidiaries that is a borrower under or that guarantees the Senior Secured Credit Facilities. Under certain circumstances, the guarantors may be released from their guarantees without the consent of the holders of the applicable series of notes.

The indebtedness issued through the 2025 Euro Senior Notes is senior unsecured indebtedness of the Dutch Issuer, is senior in right of payment to all future subordinated indebtedness of the Dutch Issuer and guarantors and is equal in right of payment to all existing and future senior indebtedness of the Dutch Issuer and guarantors. The 2025 Euro Senior Notes are effectively subordinated to any secured indebtedness of the Dutch Issuer and guarantors (including indebtedness outstanding under the Senior Secured Credit Facilities) to the extent of the value of the assets securing such indebtedness.

***Future repayments***

Below is a schedule of required future repayments of all borrowings outstanding at December 31, 2017.

2018	\$ 40.5
2019	26.5
2020	25.7
2021	25.7
2022	52.4
Thereafter	3,778.6
	<u>\$ 3,949.4</u>

The table above excludes \$14.5 million of debt associated with our sale-leaseback financings that will not be settled with cash.

**Notes to Consolidated Financial Statements**  
(In millions, unless otherwise noted)

**(21) FAIR VALUE ACCOUNTING**

*Assets measured at fair value on a non-recurring basis*

During the years ended December 31, 2017 and 2015 we recorded impairment losses of \$1.7 million and \$0.1 million, respectively, associated with the abandonment of certain in process research and development projects. There were no impairment losses recorded during the year ended December 31, 2016.

During the years ended December 31, 2017, 2016 and 2015, we recorded impairment losses on property of \$7.6 million, \$10.5 million and \$30.6 million, respectively. The impairment losses recorded during the year ended December 31, 2017 related to actions to reduce operational costs through activities to rationalize our manufacturing footprint and the write-down of these manufacturing facilities based on market price estimates. The losses recorded during the years ended December 31, 2016 and 2015 were related to losses at our Venezuelan subsidiary to write down the carrying value of a real estate investment to its fair value. Additionally, during the year ended December 31, 2016, we recorded an impairment loss of \$57.9 million on our productive long-lived assets associated with our Venezuela operations.

*Fair value of financial instruments*

*Available for sale securities* - The fair values of available for sale securities at December 31, 2017 and 2016 were \$5.2 million and \$4.4 million, respectively. The fair value was based upon either Level 1 inputs when the securities are actively traded with quoted market prices or Level 2 when the securities are not frequently traded.

*Long-term borrowings* - The fair values of the 2024 Dollar Senior Notes, 2024 Euro Senior Notes and 2025 Euro Senior Notes at December 31, 2017 were \$524.4 million, \$427.7 million and \$571.8 million, respectively. The fair values at December 31, 2016 were \$500.0 million, \$363.8 million and \$472.2 million, respectively. The estimated fair values of these notes are based on recent trades and current trending. Due to the infrequency of trades of these notes, these inputs are considered to be Level 2 inputs.

The fair values of the 2024 Dollar Term Loans and the 2023 Euro Term Loans at December 31, 2017 were \$1,967.4 million and \$475.5 million, respectively. The fair values of the 2023 Dollar Term Loans and the 2023 Euro Term Loans at December 31, 2016 were \$1,560.5 million and \$421.8 million, respectively. The estimated fair values of the 2024 Dollar Term Loans and the 2023 Euro Term Loans are based on recent trades, as reported by a third party pricing service. Due to the infrequency of trades of the Current Term Loans, these inputs are considered to be Level 2 inputs.

*Fair value of contingent consideration*

The fair value of contingent consideration associated with acquisitions completed in current and prior years are valued at each balance sheet date, until amounts become payable, with adjustments recorded within selling, general and administrative expenses on the consolidated statement of operations. The fair value of contingent consideration at December 31, 2017 and 2016 was \$8.9 million and \$10.0 million, respectively. During the years ended December 31, 2017 and 2016 the Company recorded gains of \$3.0 million and losses of \$0.8 million associated with the changes to fair value, respectively. Due to the significant unobservable inputs used in the valuations, these liabilities are categorized within Level 3 of the fair value hierarchy.

**(22) DERIVATIVE FINANCIAL INSTRUMENTS**

We selectively use derivative instruments to reduce market risk associated with changes in foreign currency exchange rates and interest rates. The use of derivatives is intended for hedging purposes only and we do not enter into derivative instruments for speculative purposes. A description of each type of derivative used to manage risk is included in the following paragraphs.

*Derivative Instruments Qualifying and Designated as Cash Flow Hedges*

During the year ended December 31, 2013, we entered into five interest rate swaps with notional amounts totaling \$1,173.0 million to hedge interest rate exposures related to variable rate borrowings under the Senior Secured Credit Facilities. The interest rate swaps matured on September 29, 2017.

**Notes to Consolidated Financial Statements**  
(In millions, unless otherwise noted)

During the year ended December 31, 2017, we entered into four 1.5% interest rate caps with aggregate notional amounts totaling \$850 million to hedge the variable interest rate exposures on our 2024 Dollar Term Loans. Three of these interest rate caps, comprising \$600 million of the notional value, are effective beginning September 30, 2017 and expire December 31, 2019 and included an aggregate deferred premium of \$8.6 million. The fourth interest rate cap, comprising the remaining \$250 million of the notional value, is in place starting from January 1, 2018 and expires December 31, 2021 and included a deferred premium of \$8.1 million. All deferred premiums will be paid quarterly over the term of the respective interest rate caps.

The following table presents the location and fair values using Level 2 inputs of derivative instruments that qualify and have been designated as cash flow hedges included in the accompanying consolidated balance sheet:

	Year Ended December 31,	
	2017	2016
Prepaid and other assets:		
Interest rate swaps	\$ —	\$ 0.1
Other assets:		
Interest rate caps	\$ 1.2	\$ —
Total assets	<u>\$ 1.2</u>	<u>\$ 0.1</u>
Other accrued liabilities:		
Interest rate swaps	\$ —	\$ 0.8
Interest rate caps	2.6	—
Total liabilities	<u>\$ 2.6</u>	<u>\$ 0.8</u>

For derivative instruments that qualify and are designated as cash flow hedges, the effective portion of the gain or loss on the derivative is reported as a component of AOCI and reclassified into earnings in the same period or periods during which the hedged transaction affects earnings. Gains and losses on the derivative representing either hedge ineffectiveness or hedge components excluded from the assessment of effectiveness are recognized in current period earnings.

**Notes to Consolidated Financial Statements**  
(In millions, unless otherwise noted)

The following table sets forth the locations and amounts recognized during the years ended December 31, 2017, 2016, and 2015 respectively, for these cash flow hedges.

Derivatives in Cash Flow Hedging Relationships in 2017:	Amount of Loss Recognized in OCI on Derivatives (Effective Portion)	Location of Loss Reclassified from Accumulated OCI into Income (Effective Portion)	Amount of (Gain) Loss Reclassified from Accumulated OCI to Income (Effective Portion)	Location of (Gain) Loss Recognized in Income on Derivatives (Ineffective Portion)	Amount of (Gain) Loss Recognized in Income on Derivatives (Ineffective Portion)
Interest rate contracts	\$ 1.8	Interest expense, net	\$ (0.4)	Interest expense, net	\$ (2.3)
<b>Derivatives in Cash Flow Hedging Relationships in 2016:</b>	Amount of Loss Recognized in OCI on Derivatives (Effective Portion)	Location of Loss Reclassified from Accumulated OCI into Income (Effective Portion)	Amount of (Gain) Loss Reclassified from Accumulated OCI to Income (Effective Portion)	Location of (Gain) Loss Recognized in Income on Derivatives (Ineffective Portion)	Amount of (Gain) Loss Recognized in Income on Derivatives (Ineffective Portion)
Interest rate contracts	\$ 2.0	Interest expense, net	\$ 5.9	Interest expense, net	\$ 1.2
<b>Derivatives in Cash Flow Hedging Relationships in 2015:</b>	Amount of Loss Recognized in OCI on Derivatives (Effective Portion)	Location of Loss Reclassified from Accumulated OCI into Income (Effective Portion)	Amount of (Gain) Loss Reclassified from Accumulated OCI to Income (Effective Portion)	Location of (Gain) Loss Recognized in Income on Derivatives (Ineffective Portion)	Amount of (Gain) Loss Recognized in Income on Derivatives (Ineffective Portion)
Interest rate contracts	\$ 5.5	Interest expense, net	\$ 6.5	Interest expense, net	\$ 0.4

***Derivative Instruments Not Designated as Cash Flow Hedges***

We periodically enter into foreign currency forward and option contracts to reduce market risk and hedge our balance sheet exposures and cash flows for subsidiaries with exposures denominated in currencies different from the functional currency of the relevant subsidiary. These contracts have not been designated as hedges and all gains and losses are marked to market through other (income) expense, net in the consolidated statement of operations.

During the year ended December 31, 2013, we purchased a €300.0 million 1.5% interest rate cap on our Euro Term Loans for a premium of \$3.1 million. The interest rate cap was not designated as a hedge and the changes in the fair value of the derivative instrument were recorded in current period earnings in interest expense. The hedge matured on September 29, 2017.

During the year ended December 31, 2017, we purchased a 1.25% interest rate cap with a notional amount of €388.0 million to hedge the variable interest rate exposures on our 2023 Euro Term Loans. We paid a premium equal to \$0.6 million for the interest rate cap which is effective beginning September 30, 2017 through December 31, 2019. Changes in the fair value of the derivative instrument are recorded in current period earnings and are included in interest expense.

**Notes to Consolidated Financial Statements**  
(In millions, unless otherwise noted)

The following table presents the location and fair values using Level 2 inputs of derivative instruments that have not been designated as hedges included in our consolidated balance sheet:

	Year Ended December 31,	
	2017	2016
<b>Prepaid and other assets:</b>		
Foreign currency contracts	\$ —	\$ 0.1
<b>Total assets</b>	<b>\$ —</b>	<b>\$ 0.1</b>
<b>Other accrued liabilities:</b>		
Foreign currency contracts	\$ 0.7	\$ 0.5
<b>Total liabilities:</b>	<b>0.7</b>	<b>0.5</b>

Fair value gains and losses of derivative contracts, as determined using Level 2 inputs, that do not qualify for hedge accounting treatment are recorded in income as follows:

Derivatives Not Designated as Hedging Instruments under ASC 815	Location of (Gain) Loss Recognized in Income on Derivatives	Year Ended December 31, 2017	Year Ended December 31, 2016	Year Ended December 31, 2015
Foreign currency forward contracts	Other expense, net	\$ 11.2	\$ 4.3	\$ (5.6)
Interest rate cap	Interest expense, net	0.6	—	0.1
		<b>\$ 11.8</b>	<b>\$ 4.3</b>	<b>\$ (5.5)</b>

**(23) SEGMENTS**

The Company identifies an operating segment as a component: (i) that engages in business activities from which it may earn revenues and incur expenses; (ii) whose operating results are regularly reviewed by the Chief Operating Decision Maker ("CODM") to make decisions about resources to be allocated to the segment and assess its performance; and (iii) that has available discrete financial information.

We have two operating segments, which are also our reportable segments: Performance Coatings and Transportation Coatings. The CODM reviews financial information at the operating segment level to allocate resources and to assess the operating results and financial performance for each operating segment. Our CODM is identified as the Chief Executive Officer because he has final authority over performance assessment and resource allocation decisions. Our segments are based on the type and concentration of customers served, service requirements, methods of distribution and major product lines.

Through our Performance Coatings segment, we provide high-quality liquid and powder coatings solutions to a fragmented and local customer base. We are one of only a few suppliers with the technology to provide precise color matching and highly durable coatings systems. The end-markets within this segment are refinish and industrial.

Through our Transportation Coatings segment, we provide advanced coating technologies to OEMs of light and commercial vehicles. These increasingly global customers require a high level of technical support coupled with cost-effective, environmentally responsible coatings systems that can be applied with a high degree of precision, consistency and speed. The end-markets within this segment are light vehicle and commercial vehicle.

**Notes to Consolidated Financial Statements**  
(In millions, unless otherwise noted)

Our business serves four end-markets globally as follows:

	Year Ended December 31,		
	2017	2016	2015
<b>Performance Coatings</b>			
Refinish	\$ 1,645.2	\$ 1,679.7	\$ 1,698.7
Industrial	1,029.9	718.8	683.1
Total Net sales Performance Coatings	2,675.1	2,398.5	2,381.8
<b>Transportation Coatings</b>			
Light Vehicle	1,322.8	1,337.7	1,310.6
Commercial Vehicle	355.0	332.6	391.5
Total Net sales Transportation Coatings	1,677.8	1,670.3	1,702.1
Total Net sales	\$ 4,352.9	\$ 4,068.8	\$ 4,083.9

Asset information is not reviewed or included with our internal management reporting. Therefore, the Company has not disclosed asset information for each reportable segment.

	Performance Coatings	Transportation Coatings	Total
For the Year ended December 31, 2017			
Net sales <sup>(1)</sup>	\$ 2,675.1	\$ 1,677.8	\$ 4,352.9
Equity in earnings in unconsolidated affiliates	0.3	0.7	1.0
Adjusted EBITDA <sup>(2)</sup>	564.2	321.0	885.2
Investment in unconsolidated affiliates	2.9	12.6	15.5

	Performance Coatings	Transportation Coatings	Total
For the Year ended December 31, 2016			
Net sales <sup>(1)</sup>	\$ 2,398.5	\$ 1,670.3	\$ 4,068.8
Equity in earnings (losses) in unconsolidated affiliates	(0.2)	0.4	0.2
Adjusted EBITDA <sup>(2)</sup>	549.7	352.7	902.4
Investment in unconsolidated affiliates	2.5	11.1	13.6

	Performance Coatings	Transportation Coatings	Total
For the Year ended December 31, 2015			
Net sales <sup>(1)</sup>	\$ 2,381.8	\$ 1,702.1	\$ 4,083.9
Equity in earnings in unconsolidated affiliates	0.6	0.6	1.2
Adjusted EBITDA <sup>(2)</sup>	535.8	328.1	863.9
Investment in unconsolidated affiliates	4.0	8.4	12.4

(1) The Company has no intercompany sales between segments.

**Notes to Consolidated Financial Statements**  
(In millions, unless otherwise noted)

- (2) The primary measure of segment operating performance is Adjusted EBITDA, which is defined as net income before interest, taxes, depreciation and amortization and select other items impacting operating results. These other items impacting operating results are items that management has concluded are (i) non-cash items included within net income, (ii) items the Company does not believe are indicative of ongoing operating performance or (iii) nonrecurring, unusual or infrequent items that have not occurred within the last two years or we believe are not reasonably likely to recur within the next two years. Adjusted EBITDA is a key metric that is used by management to evaluate business performance in comparison to budgets, forecasts and prior year financial results, providing a measure that management believes reflects the Company's core operating performance, which represents EBITDA adjusted for the select items referred to above. Reconciliation of Adjusted EBITDA to income before income taxes follows:

	Year Ended December 31,		
	2017	2016	2015
Income before income taxes	\$ 189.6	\$ 82.7	\$ 157.9
Interest expense, net	147.0	178.2	196.5
Depreciation and amortization	347.5	322.1	307.7
EBITDA	684.1	583.0	662.1
Debt extinguishment and refinancing related costs (a)	13.4	97.6	2.5
Foreign exchange remeasurement losses (b)	7.4	30.6	93.7
Long-term employee benefit plan adjustments (c)	1.4	1.5	(0.3)
Termination benefits and other employee related costs (d)	35.3	61.8	36.6
Consulting and advisory fees (e)	(0.1)	10.4	23.9
Transition-related costs (f)	7.7	—	(3.4)
Offering and transactional costs (g)	18.4	6.0	(1.5)
Stock-based compensation (h)	38.5	41.1	30.2
Other adjustments (i)	3.6	5.0	(5.8)
Dividends in respect of noncontrolling interest (j)	(3.0)	(3.0)	(4.7)
Deconsolidation impacts and impairments (k)	78.5	68.4	30.6
Adjusted EBITDA	\$ 885.2	\$ 902.4	\$ 863.9

- (a) During the years ended December 31, 2017 and 2016 we refinanced our indebtedness, resulting in losses of \$13.0 million and \$88.0 million, respectively. In addition, during the years ended December 31, 2017, 2016 and 2015 we prepaid outstanding principal on our term loans, resulting in non-cash losses on extinguishment of \$0.4 million, \$9.6 million and \$2.5 million, respectively. We do not consider these items to be indicative of our ongoing operating performance.
- (b) Eliminates foreign exchange gains and losses resulting from the remeasurement of assets and liabilities denominated in foreign currencies, net of the impacts of our foreign currency instruments used to hedge our balance sheet exposures. Exchange effects attributable to the remeasurement of our Venezuelan subsidiary represented losses of \$1.8 million, \$23.5 million, \$51.5 million for the years ended December 31, 2017, 2016 and 2015, respectively.
- (c) Eliminates the non-cash, non-service components of long-term employee benefit costs.
- (d) Represents expenses primarily related to employee termination benefits and other employee-related costs associated with our Axalta Way initiatives, which are not considered indicative of our ongoing operating performance.
- (e) Represents fees paid to consultants, and associated true-ups to estimates, for professional services primarily related to our Axalta Way initiatives, which are not considered indicative of our ongoing operating performance.
- (f) Represents integration costs related to the 2017 acquisition of the Industrial Wood business that was a carve-out business from Valspar and changes in estimates associated with the transition from DuPont to a standalone entity, including certain Acquisition indemnities. We do not consider these items to be indicative of our ongoing operating performance.
- (g) Represents acquisition-related expenses, including changes in the fair value of contingent consideration, as well as \$10.0 million of costs associated with contemplated merger activities during the three months ended December 31, 2017 and costs associated with the 2016 secondary offerings of our common shares by Carlyle, all of which are not considered indicative of our ongoing operating performance.



**Notes to Consolidated Financial Statements**  
(In millions, unless otherwise noted)

- (h) Represents non-cash costs associated with stock-based compensation, including \$8.2 million of expense during the year ended December 31, 2015 attributable to the accelerated vesting of all issued and outstanding stock options issued under the 2013 Plan. This acceleration was the result of the Change in Control that occurred in conjunction with Carlyle's ownership interest falling below 50% and triggering a liquidity event.
- (i) Represents costs for certain non-operational or non-cash (gains) and losses unrelated to our core business and which we do not consider indicative of our ongoing operations, including equity investee dividends, indemnity losses (gains) associated with the Acquisition, losses (gains) on sale and disposal of property, plant and equipment, losses (gains) on the remaining foreign currency derivative instruments, Carlyle management fees incurred prior to the Change in Control and non-cash fair value inventory adjustments associated with our business combinations.
- (j) Represents the payment of dividends to our joint venture partners by our consolidated entities that are not 100% owned, which are reflected to show the cash operating performance of these entities on Axalta's financial statements.
- (k) During the year ended December 31, 2017, we recorded a loss in conjunction with the deconsolidation of our Venezuelan subsidiary of \$70.9 million. During the year ended December 31, 2016 and 2015, we recorded non-cash impairments at our Venezuelan subsidiary of \$68.4 million and \$30.6 million, respectively, associated with our operational long-lived assets and a real estate investment (See Note 25). Additionally, during the year ended December 31, 2017, we recorded non-cash impairment charges related to certain manufacturing facilities previously announced for closure of \$7.6 million. We do not consider these to be indicative of our ongoing operating performance.

**Geographic Area Information:**

The information within the following tables provides disaggregated information related to our net sales and long-lived assets.

Net sales by region were as follows:

	Year Ended December 31,		
	2017	2016	2015
North America	\$ 1,607.7	\$ 1,426.7	\$ 1,368.6
EMEA	1,538.3	1,455.3	1,425.3
Asia Pacific	748.1	723.9	717.4
Latin America	458.8	462.9	572.6
Total <sup>(a)</sup>	4,352.9	4,068.8	4,083.9

Net long-lived assets by region were as follows:

	Year Ended December 31,	
	2017	2016
North America	\$ 457.9	\$ 419.3
EMEA	507.4	456.9
Asia Pacific	258.9	248.0
Latin America	164.4	191.5
Total <sup>(b)</sup>	\$ 1,388.6	\$ 1,315.7

- (a) Net Sales are attributed to countries based on location of the customer. Sales to external customers in China represented approximately 12%, 13% and 13% of the total for the years ended December 31, 2017, 2016 and 2015, respectively. Sales to external customers in Germany represented approximately 8%, 9% and 9% of the total for the years ended December 31, 2017, 2016 and 2015, respectively. Mexico represented 6% of the total for the years ended December 31, 2017, 2016 and 2015. Canada, which is included in the North America region, represents approximately 4%, 4% and 3% of total net sales for the year ended December 31, 2017, 2016 and 2015, respectively.
- (b) Long-lived assets consist of property, plant and equipment, net. Germany long-lived assets amounted to approximately \$279.0 million and \$262.2 million in the years ended December 31, 2017 and 2016, respectively. China long-lived assets amounted to \$217.2 million and \$204.0 million in the years ended December 31, 2017 and 2016, respectively. Brazil long-lived assets amounted to approximately \$78.6 million and \$94.9 million in the years ended December 31, 2017 and 2016, respectively. Canada long-lived assets, which are included in the North America region, amounted to approximately \$25.8 million and 20.0 million in the years ended December 31, 2017 and 2016, respectively.

**Notes to Consolidated Financial Statements**  
(In millions, unless otherwise noted)

**(24) ACCUMULATED OTHER COMPREHENSIVE LOSS**

	Unrealized Currency Translation Adjustments	Pension Plan Adjustments	Unrealized Gain on Securities	Unrealized Gain (Loss) on Derivatives	Accumulated Other Comprehensive Loss
Balance, December 31, 2016	\$ (292.2)	\$ (56.6)	\$ 0.4	\$ (2.0)	\$ (350.4)
Current year deferrals to AOCI	83.4	17.1	0.4	(1.6)	99.3
Reclassifications from AOCI to Net income	—	8.1	—	2.0	10.1
Net Change	83.4	25.2	0.4	0.4	109.4
Balance, December 31, 2017	\$ (208.8)	\$ (31.4)	\$ 0.8	\$ (1.6)	\$ (241.0)

Included in the reclassification from AOCI to net income was a pension plan adjustment related to the deconsolidation of our Venezuelan subsidiary and the corresponding write-off of the accumulated actuarial loss on our Venezuela pension plan. This resulted in a decrease of \$5.9 million in AOCI, inclusive of \$2.6 million of tax benefits, and is discussed further in Note 25.

The cumulative income tax benefit related to the adjustments for pension benefits at December 31, 2017 was \$13.0 million. The cumulative income tax benefit related to the adjustments for unrealized gain on derivatives at December 31, 2017 was \$0.6 million.

	Unrealized Currency Translation Adjustments	Pension Plan Adjustments	Unrealized Gain on Securities	Unrealized Gain (Loss) on Derivatives	Accumulated Other Comprehensive Loss
Balance, December 31, 2015	\$ (232.8)	\$ (33.4)	\$ 0.1	\$ (3.2)	\$ (269.3)
Current year deferrals to AOCI	(59.4)	(22.3)	0.3	(2.5)	(83.9)
Reclassifications from AOCI to Net income	—	(0.9)	—	3.7	2.8
Net Change	(59.4)	(23.2)	0.3	1.2	(81.1)
Balance, December 31, 2016	\$ (292.2)	\$ (56.6)	\$ 0.4	\$ (2.0)	\$ (350.4)

The cumulative income tax benefit related to the adjustments for pension benefits at December 31, 2016 was \$19.1 million. The cumulative income tax benefit related to the adjustments for unrealized gain on derivatives at December 31, 2016 was \$1.1 million.

	Unrealized Currency Translation Adjustments	Pension and Other Long-term Employee Benefit Adjustments	Unrealized Gain (Loss) on Securities	Unrealized Gain (Loss) on Derivatives	Accumulated Other Comprehensive Loss
Balance, December 31, 2014	\$ (72.1)	\$ (31.2)	\$ (0.2)	\$ 0.2	\$ (103.3)
Current year deferrals to AOCI	(160.7)	(4.3)	0.3	0.6	(164.1)
Reclassifications from AOCI to Net income	—	2.1	—	(4.0)	(1.9)
Net Change	(160.7)	(2.2)	0.3	(3.4)	(166.0)
Balance, December 31, 2015	\$ (232.8)	\$ (33.4)	\$ 0.1	\$ (3.2)	\$ (269.3)

The cumulative income tax benefit related to the adjustments for pension and other long-term employee benefits at December 31, 2015 was \$13.4 million. The cumulative income tax benefit related to the adjustments for unrealized gain on derivatives at December 31, 2015 were \$1.9 million.

**Notes to Consolidated Financial Statements**  
(In millions, unless otherwise noted)

**(25) VENEZUELA**

During the year ended December 31, 2017, we concluded there was an other-than-temporary lack of exchangeability between the Venezuelan bolivar and the U.S. dollar. This lack of exchangeability restricted our Venezuelan subsidiary's ability to pay dividends or settle intercompany obligations, which severely limited our ability to realize the benefits from earnings of our Venezuelan operations and access the resulting liquidity provided by those earnings.

Based on the fact that we believe this lack of exchangeability will continue, the continued political unrest, the recent drop in demand for our business and the expected losses we were forecasting for the foreseeable future, we concluded that we no longer met the accounting criteria of control in order to continue consolidating our Venezuelan operations and began accounting for our investments in our Venezuelan subsidiary under the cost method of accounting. As a result of this change, we recorded a loss of \$70.9 million on our consolidated statement of operations. This loss was comprised of the subsidiary's net assets for \$30.0 million, counterparty intercompany receivables with our Venezuela subsidiary for \$35.0 million and unrealized actuarial losses associated with pension plans in AOCI of \$5.9 million. The value of the cost investment and all previous intercompany balances are now recorded at zero as of December 31, 2017. Further, our consolidated balance sheet and statement of operations will no longer include the results of our Venezuelan operations. We will recognize income only to the extent that we are paid for inventory we sell or receive cash dividends from our Venezuelan legal entity.

For the years ended December 31, 2017, 2016 and 2015, our Venezuelan subsidiary's net sales represented \$2.5 million, \$50.8 million and \$131.2 million of our consolidated net sales, respectively. For the years ended December 31, 2017, 2016 and 2015, our Venezuelan subsidiary represented a loss of \$2.8 million, a loss of \$36.5 million and income of \$63.0 million of our consolidated income from operations, respectively. For the years ended December 31, 2017, 2016 and 2015, our Venezuelan subsidiary represented net losses of \$5.8 million, \$68.5 million and \$32.0 million of our consolidated net income, respectively.

During the year ended December 31, 2016, the Company recorded an impairment charge on operating assets of \$57.9 million, comprised of a \$49.3 million write-down to customer relationship intangibles and an \$8.6 million write-down to the net book value of our property, plant and equipment. The impairment charge was recorded within income from operations on the consolidated statement of operations, with \$30.6 million and \$27.3 million allocated to our Performance Coatings and Transportation Coatings operating segments, respectively.

In addition, during the years ended December 31, 2016 and 2015 we recorded impairment losses of \$10.5 million and \$30.6 million, respectively, at our Venezuelan subsidiary to write down the carrying value of a real estate investment to its fair value. The method used to determine fair values for both assets included using Level 2 inputs in the form of a sale and purchase agreement for the certain manufacturing assets and observable market quotes from local real estate broker service firms for the Venezuela real estate investment.

**Notes to Consolidated Financial Statements**  
(In millions, unless otherwise noted)

**(26) QUARTERLY FINANCIAL INFORMATION (UNAUDITED)**

The following is a summary of the quarterly results of operations for the years ended December 31, 2017 and 2016, respectively (in millions, except per share data):

2017	March 31		June 30 <sup>(2)</sup>		September 30		December 31 <sup>(3)</sup>		Full Year	
Total revenue	\$	1,013.7	\$	1,094.6	\$	1,096.3	\$	1,172.4	\$	4,377.0
Cost of goods sold		641.1		690.0		702.5		746.0		2,779.6
Net income (loss)		65.9		(18.9)		56.3		(55.6)		47.7
Net income (loss) attributable to controlling interests		64.1		(20.8)		54.9		(61.5)		36.7
Basic net income (loss) per share		0.27		(0.09)		0.23		(0.26)		0.15
Diluted net income (loss) per share		0.26		(0.09)		0.22		(0.26)		0.15

2016 <sup>(4)</sup>	March 31		June 30 <sup>(2)</sup>		September 30		December 31 <sup>(4)</sup>		Full Year	
Total revenue	\$	963.2	\$	1,070.6	\$	1,026.3	\$	1,032.6	\$	4,092.7
Cost of goods sold		606.4		649.0		630.4		641.8		2,527.6
Net income (loss)		32.8		52.3		(5.4)		(35.1)		44.6
Net income (loss) attributable to controlling interests		31.9		50.7		(6.6)		(37.2)		38.8
Basic net income (loss) per share		0.13		0.21		(0.03)		(0.16)		0.16
Diluted net income (loss) per share		0.13		0.21		(0.03)		(0.16)		0.16

(1) The results include the impact of revenue corrections which revised previously reported financial data in all interim periods during the year ended December 31, 2016. See further discussion in Note 2.

(2) During the three months ended June 30, 2017, the Company recorded a loss in conjunction with the deconsolidation of its Venezuelan subsidiary of \$70.9 million. During the three months ended June 30, 2016, the Company recorded an impairment charge of \$10.5 million, based on our evaluation of the carrying value associated with our real estate investment in Venezuela. See further discussion in Note 25.

(3) During the three months ended December 31, 2017, the Company recorded a provisional net tax charge of \$107.8 million (\$112.5 million of net loss attributable to controlling interests) associated with the U.S. Tax Cuts and Jobs Act legislation, resulting primarily from the write-down of net deferred tax assets to the lower enacted U.S. corporate tax rate of 21%. The provisionally estimated net tax charge reflects Axalta's current estimate of the new legislation's impact, which may differ with further regulatory guidance, changes in Axalta's current interpretations and assumptions. Also during the three months ended December 31, 2017, we recorded restructuring costs associated with our Axalta Way initiatives of \$28.7 million.

(4) During the three months ended December 31, 2016, the Company recorded an impairment charge of \$57.9 million, based on our evaluation of the carrying value associated with our long-lived operating assets in Venezuela. See further discussion in Note 25. Also during the three months ended December 31, 2016, we recorded restructuring costs associated with our Axalta Way initiatives for \$36.6 million.

**ITEM 9. CHANGES IN AND DISAGREEMENTS WITH ACCOUNTANTS ON ACCOUNTING AND FINANCIAL DISCLOSURE**

None.

## ITEM 9A. CONTROLS AND PROCEDURES

### *Evaluation of disclosure controls and procedures*

As required by Rules 13a-15(b) or 15d-15(b) under the Securities Exchange Act of 1934 (the "Exchange Act"), the Company carried out an evaluation, under the supervision and with the participation of management, including its Chief Executive Officer and Chief Financial Officer, of the effectiveness of the design and operation of the Company's disclosure controls and procedures (as defined in Rules 13a-15(e) or 15d-15(e) under Exchange Act) as of the end of the period covered by this Annual Report on Form 10-K. There are inherent limitations to the effectiveness of any system of disclosure controls and procedures. No matter how well designed and operated, disclosure controls and procedures can provide only reasonable, rather than absolute, assurance of achieving the desired control objectives. Based on the foregoing, the Company's Chief Executive Officer and Chief Financial Officer concluded that the Company's disclosure controls and procedures were effective at a reasonable assurance level as of December 31, 2017.

During the year ended December 31, 2017, we acquired eight businesses which we have excluded from management's report on internal controls. The acquired businesses represented 2% and 5% of consolidated total assets and revenues, respectively, for the year ended December 31, 2017. The most significant acquisition, the North American Industrial Wood Coatings business from Valspar, represented 1% and 3% of consolidated total assets and revenues, respectively, for the year ended December 31, 2017. This exclusion is in accordance with the general guidance issued by the Staff of the Securities and Exchange Commission that an assessment of a recent business combination may be omitted from management's report on internal control over financial reporting in the first year of consolidation.

### *Management report on internal control over financial reporting*

Management is responsible for establishing and maintaining adequate internal control over financial reporting (as defined in Rules 13a-15(f) and 15d-15(f) under the Exchange Act).

Management assessed the effectiveness of the Company's internal control over financial reporting based on the criteria set forth by the Committee of Sponsoring Organizations of the Treadway Commission ("COSO") in *Internal Control—Integrated Framework* (2013). Based on this assessment, management concluded that, as of December 31, 2017, the Company's internal control over financial reporting was effective.

The effectiveness of our internal control over financial reporting has been audited by PricewaterhouseCoopers LLP, an independent registered public accounting firm, as stated in its report which is included herein.

### *Changes in internal control over financial reporting*

There were no changes in the Company's internal control over financial reporting that occurred during the quarter ended December 31, 2017 that have materially affected, or are reasonably likely to materially affect, the Company's internal control over financial reporting.

## ITEM 9B. OTHER INFORMATION

None.

**PART III**

**ITEM 10. DIRECTORS, EXECUTIVE OFFICERS AND CORPORATE GOVERNANCE**

The information about the Company's directors required by Item 10 and not otherwise set forth below is contained under the caption "Proposal No. 1: Election of Directors" in Axalta's definitive Proxy Statement for the 2018 Annual General Meeting of Members (the "Proxy Statement") which the Company anticipates filing with the Securities and Exchange Commission, pursuant to Regulation 14A, not later than 120 days after the end of the Company's fiscal year, and is incorporated herein by reference.

The executive officers of the Company are appointed by the Board of Directors. The information required by this item concerning the Company's executive officers is incorporated by reference herein from the Proxy Statement under the caption "Executive Officers."

Information regarding the Company's Audit Committee, code of ethics, and compliance with Section 16(a) of the Exchange Act is included in the Proxy Statement under the captions "Corporate Governance Matters and Committees of the Board of Directors", and "Section 16(a) Beneficial Ownership Reporting Compliance", respectively and is incorporated herein by reference.

**ITEM 11. EXECUTIVE COMPENSATION**

The information required by Item 11 is contained in the Proxy Statement under the captions "Compensation Discussion and Analysis", "Executive Compensation", "Compensation Committee Interlocks and Insider Participation", and "Compensation Committee Report" and is incorporated herein by reference.

**ITEM 12. SECURITY OWNERSHIP OF CERTAIN BENEFICIAL OWNERS AND MANAGEMENT AND RELATED SHAREHOLDER MATTERS**

The information required by Item 12 is contained in the Proxy Statement under the captions "Security Ownership of Certain Beneficial Owners and Management" and "Equity Compensation Plan Information" and is incorporated herein by reference.

**ITEM 13. CERTAIN RELATIONSHIPS AND RELATED TRANSACTIONS AND DIRECTOR INDEPENDENCE**

The information required by Item 13 is contained in the Proxy Statement under the captions "Director Independence" and "Certain Relationships and Related Transactions" and is incorporated herein by reference.

**ITEM 14. PRINCIPAL ACCOUNTANT FEES AND SERVICES**

The information required by Item 14 is contained in the Proxy Statement under the caption "Proposal No. 4: Approve the Appointment of the Independent Registered Public Accounting Firm and Auditor" and is incorporated herein by reference.

**PART IV**

**ITEM 15. EXHIBITS AND FINANCIAL STATEMENT SCHEDULES**

(a)(1) The Company's 2017 Consolidated Financial Statements and Reports of Independent Registered Public Accounting Firm are included in Part II, Item 8 of this Annual Report on Form 10-K.

(a)(2) The following Consolidated Financial Statement Schedule for the years ended December 31, 2017, 2016 and 2015 should be read in conjunction with the previously referenced financial statements:

**SCHEDULE II - VALUATION AND QUALIFYING ACCOUNTS**

Allowance for Doubtful Accounts for the years ended December 31:

(in millions)	Balance at Beginning of Year	Additions	Deductions <sup>(1)</sup>	Balance at End of Year
2017	\$ 13.7	3.5	(1.3)	\$ 15.9
2016	10.7	3.4	(0.4)	13.7
2015	\$ 9.9	4.9	(4.1)	\$ 10.7

(1) Deductions include uncollectible accounts written off and foreign currency translation impact.

Deferred tax asset valuation allowances for the years ended December 31:

(in millions)	Balance at Beginning of Year	Additions <sup>(1)</sup>	Deductions <sup>(1)</sup>	Balance at End of Year
2017	\$ 135.4	78.8	—	\$ 214.2
2016	127.8	9.6	(2.0)	135.4
2015	\$ 101.9	34.4	(8.5)	\$ 127.8

(1) Additions and deductions include charges to goodwill and foreign currency translation impact.

(a)(3) The following exhibits are filed as a part of, or incorporated by reference into, this Form 10-K.

EXHIBIT NO.	DESCRIPTION OF EXHIBITS
2.1*	<a href="#">Purchase Agreement, dated as of August 30, 2012, by and between E. I. du Pont de Nemours and Company and Flash Bermuda Co. Ltd. (n/k/a Axalta Coating Systems Ltd.) (incorporated by reference to Exhibit 2.1 to the Registrant's Registration Statement on Form S-1 (File No. 333-198271) originally filed with the SEC on August 20, 2014)</a>
2.2*	<a href="#">Amendment to Purchase Agreement, dated as of January 31, 2013, by and between E. I. du Pont de Nemours and Company and Flash Bermuda Co. Ltd. (n/k/a Axalta Coating Systems Ltd.) (incorporated by reference to Exhibit 2.2 to the Registrant's Registration Statement on Form S-1 (File No. 333-198271), originally filed with the SEC on August 20, 2014)</a>
3.1*	<a href="#">Amended Memorandum of Association of Axalta Coating Systems Ltd. (incorporated by reference to Exhibit 3.1 of Amendment No. 2 to the Registrant's Registration Statement on Form S-1 (File No. 333-198271), filed with the SEC on October 14, 2014)</a>
3.2*	<a href="#">Amended and Restated Bye-laws of Axalta Coating Systems Ltd. (incorporated by reference to Exhibit 3.1 to the Registrant's Quarterly Report on Form 10-Q (File No. 001-36733), filed with the SEC on November 11, 2014)</a>
4.1*	<a href="#">Specimen Common Share Certificate (incorporated by reference to Exhibit 4.21 to Amendment No. 3 to the Registrant's Registration Statement on Form S-1 (File No. 333-198271), filed with the SEC on October 30, 2014)</a>
4.2*	<a href="#">Indenture, dated as of August 16, 2016, by and among Axalta Coating Systems, LLC, as the issuer, the guarantors named therein, Wilmington Trust, National Association, as trustee, Citigroup Global Markets Deutschland AG, as euro notes registrar, and Citibank N.A., London Branch, as euro notes paying agent and euro notes authenticating agent (including form of Dollar Note and form of Euro Note) (incorporated by reference to Exhibit 4.1 to the Registrant's Current Report on Form 8-K (File No. 001-36733), filed with the SEC on August 17, 2016)</a>

- 4.3\* [Indenture, dated as of September 27, 2016, by and among Axalta Coating Systems Dutch Holding B B.V., as the issuer, the guarantors named therein, Wilmington Trust, National Association, as trustee, Citigroup Global Markets Deutschland AG, as registrar, and Citibank N.A., London Branch, as paying agent and authenticating agent \(including form of Note\) \(incorporated by reference to Exhibit 4.1 to the Registrant's Current Report on Form 8-K \(File No. 001-36733\), originally filed with the SEC on September 27, 2016\)](#)
- 10.1\* [Credit Agreement, dated as of February 1, 2013, among Flash Dutch 2 B.V. \(n/k/a Axalta Coating Systems Dutch Holding B B.V.\) and U.S. Coatings Acquisition Inc. \(n/k/a Axalta Coating Systems U.S. Holdings, Inc.\), as borrowers, Flash Dutch 1 B.V. \(n/k/a Axalta Coating Systems Dutch Holding A B.V.\), Coatings Co. U.S. Inc. \(n/k/a Axalta Coating Systems U.S., Inc.\), Barclays Bank PLC, as administrative agent, collateral agent, swing line lender and L/C issuer, and the other lenders party thereto \(incorporated by reference to Exhibit 10.1 to the Registrant's Registration Statement on Form S-1 \(File No. 333-198271\), originally filed with the SEC on August 20, 2014\)](#)
- 10.2\* [Amendment No. 1 Agreement to the Credit Agreement, dated as of May 24, 2013, among Flash Dutch 2 B.V. \(n/k/a Axalta Coating Systems Dutch Holding B B.V.\), as Dutch borrower, Axalta Coating Systems U.S. Holdings, Inc., as U.S. borrower, and Barclays Bank PLC, as administrative agent \(incorporated by reference to Exhibit 10.2 to the Registrant's Registration Statement on Form S-1 \(File No. 333-198271\), originally filed with the SEC on August 20, 2014\)](#)
- 10.3\* [Second Amendment to Credit Agreement, dated as of February 3, 2014, by and among Axalta Coating Systems Dutch Holding B B.V. and Axalta Coating Systems U.S. Holdings, Inc., as borrowers, Axalta Coating Systems U.S., Inc. \(f/k/a Coatings Co. U.S. Inc.\), Axalta Coating Systems Dutch Holding A B.V., and Barclays Bank PLC, as administrative agent, collateral agent and designated 2014 Specified Refinancing Term Lender \(incorporated by reference to Exhibit 10.3 to the Registrant's Registration Statement on Form S-1 \(File No. 333-198271\), originally filed with the SEC on August 20, 2014\)](#)
- 10.4\* [Amendment No. 3 to the Credit Agreement, dated as of August 1, 2016, among Axalta Coating Systems Dutch Holding B B.V. and Axalta Coating Systems U.S. Holdings, Inc., as borrowers, Axalta Coating Systems U.S., Inc., Axalta Coating Systems Dutch Holding A B.V., the several banks and other financial institutions or entities from time to time parties thereto as lenders, Barclays Bank PLC, as administrative agent and collateral agent, and the other agents and arrangers party thereto \(incorporated by reference to Exhibit 10.1 to the Registrant's Current Report on Form 8-K \(File No. 001-36733\), filed with the SEC on August 2, 2016\)](#)
- 10.5\* [Amendment No. 4 to the Credit Agreement, dated as of December 15, 2016, among Axalta Coating Systems Dutch Holding B B.V. and Axalta Coating Systems U.S. Holdings, Inc., as borrowers, Axalta Coating Systems U.S., Inc., Axalta Coating Systems Dutch Holding A B.V., the several banks and other financial institutions or entities from time to time parties thereto as lenders, Barclays Bank PLC, as administrative agent and collateral agent, and the other agents and arrangers party thereto \(incorporated by reference to Exhibit 10.1 to the Registrant's Current Report on Form 8-K \(File No. 001-36733\), filed with the SEC on December 15, 2016\)](#)
- 10.6\* [Amendment No. 5 to the Credit Agreement, dated as of June 1, 2017, among Axalta Coating Systems Dutch Holding B B.V. and Axalta Coating Systems U.S. Holdings, Inc., as borrowers, Axalta Coating Systems U.S., Inc., Axalta Coating Systems Dutch Holding A B.V., the several banks and other financial institutions or entities from time to time parties thereto as lenders, Barclays Bank PLC, as administrative agent and collateral agent, and the other agents and arrangers party thereto \(incorporated by reference to Exhibit 10.1 to the Registrant's Current Report on Form 8-K \(File No. 001-36733\), filed with the SEC on June 1, 2017\)](#)
- 10.7\* [Security Agreement, dated February 1, 2013, among the grantors referred to therein and Barclays Bank PLC, as collateral agent \(incorporated by reference to Exhibit 10.4 to the Registrant's Registration Statement on Form S-1 \(File No. 333-198271\), originally filed with the SEC on August 20, 2014\)](#)
- 10.8\* [Intellectual Property Security Agreement, dated February 1, 2013, between U.S. Coatings IP Co. LLC \(n/k/a Axalta Coating Systems USA IP Co. LLC\) and Barclays Bank PLC, as collateral agent \(incorporated by reference to Exhibit 10.6 to the Registrant's Registration Statement on Form S-1 \(File No. 333-198271\), originally filed with the SEC on August 20, 2014\)](#)
- 10.9\* [Subsidiary Guaranty, dated as of February 1, 2013, among the guarantors named therein, the additional guarantors referred to therein and Barclays Bank PLC, as administrative agent \(incorporated by reference to Exhibit 10.8 to the Registrant's Registration Statement on Form S-1 \(File No. 333-198271\), originally filed with the SEC on August 20, 2014\)](#)
- 10.10\* [Holdings Guaranty, dated as of February 1, 2013, between Flash Dutch 1 B.V. \(n/k/a Axalta Coating Systems Dutch Holding A B.V.\) and Barclays Bank PLC, as administrative agent \(incorporated by reference to Exhibit 10.9 to the Registrant's Registration Statement on Form S-1 \(File No. 333-198271\), originally filed with the SEC on August 20, 2014\)](#)



[Table of Contents](#)

- 10.11\* [First Lien Intercreditor Agreement, dated as of February 1, 2013, among Barclays Bank PLC as bank collateral agent under the Credit Agreement, and as notes foreign collateral agent under the Indenture, Wilmington Trust, National Association, as notes collateral agent under the Indenture, each Grantor party thereto and each Additional Agent from time to time party thereto \(incorporated by reference to Exhibit 10.10 to the Registrant's Registration Statement on Form S-1 \(File No. 333-198271\), originally filed with the SEC on August 20, 2014\)](#)
- 10.12\* [Share Pledge Agreement in respect of shares in DuPont Performance Coatings Belgium BVBA \(n/k/a Axalta Coating Systems Belgium BVBA\), dated 1 February 2013, between Coatings Co \(UK\) Limited \(n/k/a Axalta Coating Systems UK Holding Limited\), Teodur B.V. and Barclays Bank PLC, as collateral agent \(incorporated by reference to Exhibit 10.11 to the Registrant's Registration Statement on Form S-1 \(File No. 333-198271\), originally filed with the SEC on August 20, 2014\)](#)
- 10.13\* [Bank Accounts Pledge Agreement, entered into September 17, 2013, among Axalta Coating Systems Brasil Ltda., Wilmington Trust, National Association, as Notes Collateral Agent, and Barclays Bank PLC, as collateral agent \(incorporated by reference to Exhibit 10.13 to the Registrant's Registration Statement on Form S-1 \(File No. 333-198271\), originally filed with the SEC on August 20, 2014\)](#)
- 10.14\* [Quota Pledge Agreement, entered into September 17, 2013, among Brazil Coatings Co. Participações Ltda., Axalta Coating Systems Dutch Holding 2 B.V., Barclays Bank PLC, as collateral agent, and Wilmington Trust, National Association, as notes collateral agent \(incorporated by reference to Exhibit 10.14 to the Registrant's Registration Statement on Form S-1 \(File No. 333-198271\), originally filed with the SEC on August 20, 2014\)](#)
- 10.15\* [Security Agreement, dated as of May 10, 2013, between Axalta Coating Systems Canada Company \(f/k/a DuPont Performance Coatings Canada Company\), Flash Lux Co S.à r.l. \(n/k/a Axalta Coating Systems Luxembourg Holding S.à r.l.\), the additional grantors from time to time party thereto, and Barclays Bank PLC, as collateral agent for the secured parties \(incorporated by reference to Exhibit 10.15 to the Registrant's Registration Statement on Form S-1 \(File No. 333-198271\), originally filed with the SEC on August 20, 2014\)](#)
- 10.16\* [Securities Account Pledge Agreement in relation to the shares issued by France Coatings Co. \(n/k/a Axalta Coating Systems France Holding SAS\), dated 26 April 2013, between Flash Lux Co S.à r.l. \(n/k/a Axalta Coating Systems Luxembourg Holding S.à r.l.\), Barclays Bank PLC, as notes foreign collateral agent, and France Coatings Co. \(n/k/a Axalta Coating Systems France Holding SAS\) \(incorporated by reference to Exhibit 10.17 to the Registrant's Registration Statement on Form S-1 \(File No. 333-198271\), originally filed with the SEC on August 20, 2014\)](#)
- 10.17\* [Pledge of Receivables Agreement, dated 26 April 2013, between Lux FinCo Coatings S.à r.l. \(n/k/a Axalta Coating Systems Finance 1 S.à r.l.\) and Barclays Bank PLC, as notes foreign collateral agent \(incorporated by reference to Exhibit 10.18 to the Registrant's Registration Statement on Form S-1 \(File No. 333-198271\), originally filed with the SEC on August 20, 2014\)](#)
- 10.18\* [Securities Account Pledge Agreement in relation to the shares issued by DuPont Performance Coatings France SAS \(n/k/a Axalta Coating Systems France SAS\), dated 26 April 2013, between France Coatings Co. \(n/k/a Axalta Coating Systems France Holding SAS\), Barclays Bank PLC, as notes foreign collateral agent, and DuPont Performance Coatings France SAS \(n/k/a Axalta Coating Systems France SAS\) \(incorporated by reference to Exhibit 10.19 to the Registrant's Registration Statement on Form S-1 \(File No. 333-198271\), originally filed with the SEC on August 20, 2014\)](#)
- 10.19\* [Account Pledge Agreement, made on 29 July 2013, between Axalta Coating Systems Verwaltungs GmbH \(f/k/a Flash German Co. GmbH\), Axalta Coating Systems Deutschland Holding GmbH & Co. KG \(f/k/a Germany Coatings GmbH & Co. KG\), Axalta Coating Systems Beteiligungs GmbH \(f/k/a Germany Coatings Co GmbH\), Standox GmbH, Spies Hecker GmbH, Axalta Coating Systems Germany GmbH \(f/k/a DuPont Performance Coatings GmbH\), Barclays Bank PLC, as collateral agent under the Credit Agreement, and Wilmington Trust, National Association, as notes collateral agent under the EUR Notes Indenture \(incorporated by reference to Exhibit 10.20 to the Registrant's Registration Statement on Form S-1 \(File No. 333-198271\), originally filed with the SEC on August 20, 2014\)](#)
- 10.20\* [Global Assignment Agreement, made on 29 July 2013, between Axalta Coating Systems Deutschland Holding GmbH & Co. KG \(f/k/a Germany Coatings GmbH & Co. KG\) and Barclays Bank PLC, as collateral agent and collateral sub-agent \(incorporated by reference to Exhibit 10.21 to the Registrant's Registration Statement on Form S-1 \(File No. 333-198271\), originally filed with the SEC on August 20, 2014\)](#)
- 10.21\* [Global Assignment Agreement, made on 29 July 2013, between Axalta Coating Systems Germany GmbH \(f/k/a DuPont Performance Coatings GmbH\) and Barclays Bank PLC, as collateral agent and collateral sub-agent \(incorporated by reference to Exhibit 10.23 to the Registrant's Registration Statement on Form S-1 \(File No. 333-198271\), originally filed with the SEC on August 20, 2014\)](#)

[Table of Contents](#)

- 10.22\* [Global Assignment Agreement, made on 29 July 2013, between Spies Hecker GmbH and Barclays Bank PLC, as collateral agent and collateral sub-agent \(incorporated by reference to Exhibit 10.24 to the Registrant's Registration Statement on Form S-1 \(File No. 333-198271\), originally filed with the SEC on August 20, 2014\)](#)
- 10.23\* [Global Assignment Agreement, made on 29 July 2013, between Standex GmbH and Barclays Bank PLC, as collateral agent and collateral sub-agent \(incorporated by reference to Exhibit 10.25 to the Registrant's Registration Statement on Form S-1 \(File No. 333-198271\), originally filed with the SEC on August 20, 2014\)](#)
- 10.24\* [Partnership Interest Pledge Agreement, made on 29 July 2013, between Axalta Coating Systems Luxembourg Holding 2 S.à r.l. \(f/k/a Luxembourg Coatings S.à r.l.\), Axalta Coating Systems Verwaltungs GmbH \(f/k/a Flash German Co. GmbH\), Barclays Bank PLC, as collateral agent under the Credit Agreement, and Wilmington Trust, National Association, as notes collateral agent under the EUR Notes Indenture \(incorporated by reference to Exhibit 10.26 to the Registrant's Registration Statement on Form S-1 \(File No. 333-198271\), originally filed with the SEC on August 20, 2014\)](#)
- 10.25\* [Security Purpose Agreement, made on 29 July 2013, between Axalta Coating Systems Germany GmbH \(f/k/a DuPont Performance Coatings GmbH\) and Barclays Bank PLC, as collateral agent and collateral sub-agent \(incorporated by reference to Exhibit 10.28 to the Registrant's Registration Statement on Form S-1 \(File No. 333-198271\), originally filed with the SEC on August 20, 2014\)](#)
- 10.26\* [Security Transfer Agreement, made on 29 July 2013, between Axalta Coating Systems Germany GmbH \(f/k/a DuPont Performance Coatings GmbH\) and Barclays Bank PLC, as collateral agent and collateral sub-agent \(incorporated by reference to Exhibit 10.29 to the Registrant's Registration Statement on Form S-1 \(File No. 333-198271\), originally filed with the SEC on August 20, 2014\)](#)
- 10.27\* [Global Assignment Agreement, made on 1 July 2014, between Axalta Coating Systems Logistik Germany GmbH & Co. KG and Barclays Bank PLC, as collateral agent and collateral sub-agent \(incorporated by reference to Exhibit 10.30 to the Registrant's Registration Statement on Form S-1 \(File No. 333-198271\), originally filed with the SEC on August 20, 2014\)](#)
- 10.28\* [Partnership Interest Pledge Agreement, made on 1 July 2014, between Axalta Coating Systems Germany GmbH, Axalta Coating Systems Verwaltungs GmbH \(f/k/a Flash German Co. GmbH\), Barclays Bank PLC, as collateral agent under the Credit Agreement, and Wilmington Trust, National Association as collateral agent under the EUR Note Indenture \(incorporated by reference to Exhibit 10.31 to the Registrant's Registration Statement on Form S-1 \(File No. 333-198271\), originally filed with the SEC on August 20, 2014\)](#)
- 10.29\* [Account Pledge Agreement, made on 1 July 2014, between Axalta Coating Systems Logistik Germany GmbH & Co. KG, Barclays Bank PLC, as collateral agent under the Credit Agreement, and Wilmington Trust, National Association, as collateral agent under the EUR Notes Indenture \(incorporated by reference to Exhibit 10.32 to the Registrant's Registration Statement on Form S-1 \(File No. 333-198271\), originally filed with the SEC on August 20, 2014\)](#)
- 10.30\* [Security Transfer Agreement, made on 1 July 2014, between Axalta Coating Systems Logistik Germany GmbH & Co. KG and Barclays Bank PLC, as collateral agent and collateral sub-agent \(incorporated by reference to Exhibit 10.33 to the Registrant's Registration Statement on Form S-1 \(File No. 333-198271\), originally filed with the SEC on August 20, 2014\)](#)
- 10.31\* [Pledge Agreement without Transfer of Possession, dated September 18, 2013, between Axalta Coating Systems México, S. de R.L. de C.V. \(f/k/a/ DuPont Performance Coatings México, S. de R.L. de C.V.\) and Barclays Bank PLC, as collateral agent \(incorporated by reference to Exhibit 10.34 to the Registrant's Registration Statement on Form S-1 \(File No. 333-198271\), originally filed with the SEC on August 20, 2014\)](#)
- 10.32\* [Pledge Agreement without Transfer of Possession, dated September 18, 2013, between Axalta Coating Systems Servicios México, S. de R.L. de C.V. \(f/k/a/ DuPont Performance Coatings Servicios México, S. de R.L. de C.V.\) and Barclays Bank PLC, as collateral agent \(incorporated by reference to Exhibit 10.35 to the Registrant's Registration Statement on Form S-1 \(File No. 333-198271\), originally filed with the SEC on August 20, 2014\)](#)
- 10.33\* [Equity Interest Pledge Agreement, dated September 18, 2013, among Axalta Coating Systems LA Holding II B.V. \(f/k/a DuPont Performance Coatings LA Holding II B.V.\), Axalta Coating Systems México, S. de R.L. de C.V. \(f/k/a/ DuPont Performance Coatings México, S. de R.L. de C.V.\), Axalta Coating Systems Servicios México, S. de R.L. de C.V. \(f/k/a/ DuPont Performance Coatings Servicios México, S. de R.L. de C.V.\) and Barclays Bank PLC, as collateral agent \(incorporated by reference to Exhibit 10.36 to the Registrant's Registration Statement on Form S-1 \(File No. 333-198271\), originally filed with the SEC on August 20, 2014\)](#)

[Table of Contents](#)

- 10.34\* [Equity Interest Pledge Agreement, dated September 18, 2013, among Axalta Coating Systems LA Holding II B.V. \(f/k/a DuPont Performance Coatings LA Holding II B.V.\), Axalta Coating Systems Servicios México, S. de R.L. de C.V. \(f/k/a/ DuPont Performance Coatings Servicios México, S. de R.L. de C.V.\), Axalta Coating Systems México, S. de R.L. de C.V. \(f/k/a/ DuPont Performance Coatings México, S. de R.L. de C.V.\) and Barclays Bank PLC, as collateral agent \(incorporated by reference to Exhibit 10.37 to the Registrant's Registration Statement on Form S-1 \(File No. 333-198271\), originally filed with the SEC on August 20, 2014\)](#)
- 10.35\* [Share Pledge Agreement, dated September 18, 2013, between Axalta Powder Coating Systems USA, Inc. \(f/k/a DuPont Powder Coatings USA, Inc.\), Axalta Powder Coating Systems México, S.A. de C.V. \(f/k/a DuPont Powder Coatings de México, S.A. de C.V.\) and Barclays Bank PLC, as collateral agent \(incorporated by reference to Exhibit 10.38 to the Registrant's Registration Statement on Form S-1 \(File No. 333-198271\), originally filed with the SEC on August 20, 2014\)](#)
- 10.36\* [Debenture, dated 1 February 2013, by Coatings Co \(UK\) Limited \(n/k/a Axalta Coating Systems UK Holding Limited\), DuPont Performance Coatings \(U.K.\) Limited \(n/k/a Axalta Coating Systems UK Limited\) and DuPont Powder Coatings UK Limited \(n/k/a Axalta Powder Coating Systems UK Limited\), in favour of Barclays Bank PLC, as collateral agent appointed pursuant to the Credit Agreement \(incorporated by reference to Exhibit 10.40 to the Registrant's Registration Statement on Form S-1 \(File No. 333-198271\), originally filed with the SEC on August 20, 2014\)](#)
- 10.37\* [Security Over Shares Agreement, dated 1 February 2013, between Flash Lux Co S.à r.l. \(n/k/a Axalta Coating Systems Luxembourg Holding S.à r.l.\) and Barclays Bank PLC, as collateral agent appointed pursuant to the Credit Agreement \(incorporated by reference to Exhibit 10.42 to the Registrant's Registration Statement on Form S-1 \(File No. 333-198271\), originally filed with the SEC on August 20, 2014\)](#)
- 10.38\* [Debenture, dated 25 March 2014, by Axalta Coating Systems U.K. \(2\) Limited in favour of Barclays Bank PLC, as collateral agent appointed pursuant to the Credit Agreement \(incorporated by reference to Exhibit 10.44 to the Registrant's Registration Statement on Form S-1 \(File No. 333-198271\), originally filed with the SEC on August 20, 2014\)](#)
- 10.39\* [Security Over Shares Agreement, dated 25 March 2014, between Axalta Coating Systems Belgium BVBA and Barclays Bank PLC, as collateral agent appointed pursuant to the Credit Agreement \(incorporated by reference to Exhibit 10.46 to the Registrant's Registration Statement on Form S-1 \(File No. 333-198271\), originally filed with the SEC on August 20, 2014\)](#)
- 10.40\* [Form of Indemnification Agreement \(incorporated by reference to Exhibit 10.48 to Amendment No. 3 to the Registrant's Registration Statement on Form S-1 \(File No. 333-198271\), filed with the SEC on October 30, 2014\)](#)
- 10.41\* [Axalta Coating Systems Bermuda Co., Ltd. 2013 Equity Incentive Plan \(incorporated by reference to Exhibit 10.54 to Amendment No. 2 to the Registrant's Registration Statement on Form S-1 \(File No. 333-198271\), filed with the SEC on October 14, 2014\)](#)
- 10.42\* [Form of Stock Option Agreement under the Axalta Coating Systems Bermuda Co., Ltd. 2013 Equity Incentive Plan \(incorporated by reference to Exhibit 10.55 to Amendment No. 2 to the Registrant's Registration Statement on Form S-1 \(File No. 333-198271\), filed with the SEC on October 14, 2014\)](#)
- 10.43\* [Axalta Coating Systems Ltd. 2014 Equity Incentive Plan \(incorporated by reference to Exhibit 10.56 to Amendment No. 3 to the Registrant's Registration Statement on Form S-1 \(File No. 333-198271\), filed with the SEC on October 30, 2014\)](#)
- 10.44\* [Form of Stock Option Agreement under the Axalta Coating Systems Ltd. 2014 Equity Incentive Plan \(incorporated by reference to Exhibit 10.57 to Amendment No. 3 to the Registrant's Registration Statement on Form S-1 \(File No. 333-198271\), filed with the SEC on October 30, 2014\)](#)
- 10.45\* [Form of Restricted Stock Agreement under the Axalta Coating Systems Ltd. 2014 Equity Incentive Plan \(incorporated by reference to Exhibit 10.58 to Amendment No. 3 to the Registrant's Registration Statement on Form S-1 \(File No. 333-198271\), filed with the SEC on October 30, 2014\)](#)
- 10.46\* [Form of Restricted Stock Unit Agreement under the Axalta Coating Systems Ltd. 2014 Equity Incentive Plan \(incorporated by reference to Exhibit 10.59 to Amendment No. 3 to the Registrant's Registration Statement on Form S-1 \(File No. 333-198271\), filed with the SEC on October 30, 2014\)](#)
- 10.47\* [Form of Stock Option Award Agreement under the Axalta Coating Systems Ltd. 2014 Equity Incentive Plan \(incorporated by reference to Exhibit 10.61 to the Registrant's Quarterly Report on Form 10-Q \(File No. 001-36733\), filed with the SEC on April 28, 2016\)](#)

[Table of Contents](#)

10.48*	<a href="#">Form of Restricted Stock Award Agreement under the Axalta Coating Systems Ltd. 2014 Equity Incentive Plan (incorporated by reference to Exhibit 10.62 to the Registrant's Quarterly Report on Form 10-Q (File No. 001-36733), filed with the SEC on April 28, 2016)</a>
10.49*	<a href="#">Form of Restricted Stock Unit Award Agreement under the Axalta Coating Systems Ltd. 2014 Equity Incentive Plan (incorporated by reference to Exhibit 10.63 to the Registrant's Quarterly Report on Form 10-Q (File No. 001-36733), filed with the SEC on April 28, 2016)</a>
10.50*	<a href="#">Form of Performance Stock Award Agreement under the Axalta Coating Systems Ltd. 2014 Equity Incentive Plan (incorporated by reference to Exhibit 10.64 to the Registrant's Quarterly Report on Form 10-Q (File No. 001-36733), filed with the SEC on April 28, 2016)</a>
10.51*	<a href="#">Form of Performance Share Unit Award Agreement under the Axalta Coating Systems Ltd. 2014 Equity Incentive Plan (incorporated by reference to Exhibit 10.65 to the Registrant's Quarterly Report on Form 10-Q (File No. 001-36733), filed with the SEC on April 28, 2016)</a>
10.52*	<a href="#">Axalta Coating Systems LLC Retirement Savings Restoration Plan (incorporated by reference to Exhibit 10.60 to Amendment No. 2 to the Registrant's Registration Statement on Form S-1 (File No. 333-198271), filed with the SEC on October 14, 2014)</a>
10.53*	<a href="#">Axalta Coating Systems, LLC Nonqualified Deferred Compensation Plan (incorporated by reference to Exhibit 10.61 to Amendment No. 2 to the Registrant's Registration Statement on Form S-1 (File No. 333-198271), filed with the SEC on October 14, 2014)</a>
10.54*	<a href="#">Registration Rights Agreement by and among Axalta Coating Systems Ltd. and Government Employees Insurance Company (incorporated by reference to Exhibit 10.63 to the Registrant's Quarterly Report on Form 10-Q (File No. 001-36733) filed with the SEC on May 6, 2015)</a>
10.55*	<a href="#">Asset Purchase Agreement by and between The Valspar Corporation, Axalta Coating Systems Ltd. and, solely for purposes of Section 5.1(a), 5.1(b), 5.3, 5.8, 5.13 and 10.13, The Sherwin-Williams Company, dated as of April 11, 2017 (incorporated by reference to Exhibit 2.1 to the Registrant's Current Report on Form 8-K (File No. 001-36733) filed with the SEC on April 12, 2017)</a>
10.56*	<a href="#">Amendment to Asset Purchase Agreement, dated as of May 31, 2017, by and between The Valspar Corporation, Axalta Coating Systems Ltd. and, solely for purposes of Section 5.1(a), 5.1(b), 5.3, 5.8, 5.13 and 10.13, The Sherwin-Williams Company (incorporated by reference to Exhibit 2.1 to the Registrant's Quarterly Report on Form 10-Q (File No. 001-36733) filed with the SEC on August 3, 2017)</a>
10.57	<a href="#">Form of Second Amended and Restated Executive Restrictive Covenant and Severance Agreement</a>
21.1	<a href="#">List of Subsidiaries</a>
23.1	<a href="#">Consent of PricewaterhouseCoopers LLP</a>
31.1	<a href="#">Certification of Chief Executive Officer Pursuant to Section 302 of the Sarbanes-Oxley Act of 2002</a>
31.2	<a href="#">Certification of Chief Financial Officer Pursuant to Section 302 of the Sarbanes-Oxley Act of 2002</a>
32.1††	<a href="#">Certification of Chief Executive Officer Pursuant to 18 U.S.C. Section 1350, as adopted pursuant to Section 906 of the Sarbanes-Oxley Act of 2002</a>
32.2††	<a href="#">Certification of Chief Financial Officer Pursuant to 18 U.S.C. Section 1350, as adopted pursuant to Section 906 of the Sarbanes-Oxley Act of 2002</a>
101†	INS - XBRL Instance Document
101†	SCH - XBRL Taxonomy Extension Schema Document
101†	CAL - XBRL Taxonomy Extension Calculation Linkbase Document
101†	DEF - XBRL Taxonomy Extension Definition Linkbase Document
101†	LAB - XBRL Taxonomy Extension Label Linkbase Document
101†	PRE - XBRL Taxonomy Extension Presentation Linkbase Document
*	Previously filed.

- † In accordance with Rule 406T of Regulation S-T, the information in these exhibits is furnished and deemed not filed or part of a registration statement or prospectus for purposes of sections 11 or 12 of the Securities Act of 1933, is deemed not filed for purposes of section 18 of the Exchange Act of 1934, and otherwise is not subject to liability under these sections.
- †† In accordance with Item 601(b)(32)(ii) of Regulation S-K and SEC Release No. 33-8238 and 34-47986, Final Rule: Management's Reports on Internal Control Over Financial Reporting and Certification of Disclosure in Exchange Act Periodic Reports, the certifications furnished in Exhibits 32.1 and 32.2 hereto are deemed to accompany this Form 10-K and will not be deemed "filed" for purposes of section 18 of the Exchange Act. Such certifications will not be deemed to be incorporated by reference into any filings under the Securities Act or the Exchange Act, except to the extent that the registrant specifically incorporates it by reference.

**ITEM 16. FORM 10-K SUMMARY**

None.

**SIGNATURES**

Pursuant to the requirements of Section 13 or 15(d) of the Securities Exchange Act of 1934, the Registrant has duly caused this report to be signed on its behalf by the undersigned thereunto duly authorized on February 22, 2018.

AXALTA COATING SYSTEMS LTD.

By: /s/ Charles W. Shaver

Charles W. Shaver  
Chairman of the Board and Chief  
Executive Officer

Pursuant to the requirements of the Securities Exchange Act of 1934, the registrant has duly caused this report to be signed on its behalf by the undersigned duly authorized.

<u>Signature</u>	<u>Title</u>	<u>Date</u>
<u>/s/ Charles W. Shaver</u> Charles W. Shaver	Chairman of the Board and Chief Executive Officer (Principal Executive Officer)	February 22, 2018
<u>/s/ Robert W. Bryant</u> Robert W. Bryant	Executive Vice President and Chief Financial Officer (Principal Financial Officer)	February 22, 2018
<u>/s/ Sean M. Lannon</u> Sean M. Lannon	Vice President, Corporate Finance and Global Controller (Principal Accounting Officer)	February 22, 2018
<u>/s/ Mark Garrett</u> Mark Garrett	Director	February 22, 2018
<u>/s/ Deborah J. Kissire</u> Deborah J. Kissire	Director	February 22, 2018
<u>/s/ Andreas C. Kramvis</u> Andreas C. Kramvis	Director	February 22, 2018
<u>/s/ Elizabeth C. Lempres</u> Elizabeth C. Lempres	Director	February 22, 2018
<u>/s/ Robert M. McLaughlin</u> Robert M. McLaughlin	Director	February 22, 2018
<u>/s/ Lori J. Ryerkerk</u> Lori J. Ryerkerk	Director	February 22, 2018
<u>/s/ Samuel L. Smolik</u> Samuel L. Smolik	Director	February 22, 2018

**SECOND AMENDED AND RESTATED  
EXECUTIVE RESTRICTIVE COVENANT AND SEVERANCE AGREEMENT**

This Second Amended and Restated Executive Restrictive Covenant and Severance Agreement (“*Agreement*”) is made effective as of February 20, 2018 (“*Effective Date*”), by and between Axalta Coating Systems Ltd., a Bermuda exempted limited liability company (the “*Company*” and as the context requires the Company shall include the Company’s subsidiaries), Axalta Coating Systems, LLC, a Delaware limited liability company (“*Axalta U.S.*”) and \_\_\_\_\_ (“*Executive*”) (collectively, referred to as the “*Parties*” or individually referred to as a “*Party*”).

WHEREAS, Executive is a key employee of the Company and the Company has requested that Executive agree to be bound by certain restrictive covenants in favor of the Company; and

WHEREAS, the Company and Executive desire to set forth herein the terms and conditions of Executive's compensation in the event of a termination of Executive's employment under certain circumstances; and

WHEREAS, especially in the event of a Change in Control (as defined below), Executive may be vulnerable to dismissal without regard to the quality of Executive's service, and the Compensation Committee of the Board believes that it is in the best interest of the Company and its members to enter into this Agreement in order to ensure fair treatment of Executive and to reduce the distractions and other adverse effects upon such Executive's performance which are inherent in the event of such a Change in Control; and

WHEREAS, the Parties originally entered into the Executive Restrictive Covenant and Severance Agreement (the “*Original Agreement*”) effective as of December 1, 2015 (the “*Original Effective Date*”) which Original Agreement was amended and restated (the “*Amended and Restated Agreement*”) effective as of November 17, 2017, and the parties wish to make certain changes to the Amended and Restated Agreement and to memorialize those changes by entering into this Agreement, which will supersede, in its entirety, the Amended and Restated Agreement.

The Parties agree as follows:

1. Definitions. For purposes of this Agreement, the following terms shall have the following meanings:

(a) “*Affiliate*” means with respect to any person or entity, any other person or entity that, directly or indirectly, through one or more intermediaries, controls, or is controlled by, or is under common control with, such person or entity. For purposes of this definition, “control”, when used with respect to any person or entity, means the power to direct the management and policies of such person or entity, directly or indirectly, whether through ownership of voting securities, by contract or otherwise; and the terms “controlling” and “controlled” have meanings correlative to the foregoing.

(b) “*Average Bonus Amount*” means the average annual bonus earned by Executive for the two full fiscal years prior to the fiscal year in which the Qualifying Termination occurs, which, for the avoidance of doubt, shall exclude any sign-on, retention, change in control or similar bonus.

(c) “*Base Amount*” means the greater of Executive’s annual base salary (i) at the rate in effect on the day prior to the date of Executive’s Qualifying Termination, (ii) at the highest rate in effect at any time during the ninety (90) day period prior to Executive’s Qualifying Termination, or (iii) at the highest rate in effect at any time during the ninety (90) day period prior to a Change in Control, and in any case shall include all amounts of such base salary that are deferred under any qualified and non-qualified employee benefit plans of the Company or under any other agreement or arrangement.

(d) “*Board*” shall mean the Board of Directors of the Company.

(e) “*Bonus Amount*” means the greater of Executive’s target annual bonus amount (i) as in effect at the time of Executive’s Qualifying Termination, (ii) at the highest level in effect at any time during the ninety (90) day period prior to Executive’s Qualifying Termination, or (iii) at the highest level in effect at any time during the ninety (90) day period prior to a Change in Control.

(f) “*Cause*” shall mean any of the following: (i) Executive’s failure to (A) substantially perform his duties with the Company (other than any such failure resulting from Executive’s Permanent Disability) or (B) comply with, in any material respect, any of the Company’s policies; (ii) the Board’s determination that Executive failed in any material respect to carry out or comply with any lawful and reasonable directive of the Board; (iii) Executive’s breach of a material provision of this Agreement; (iv) Executive’s conviction, plea of no contest, plea of nolo contendere, or imposition of unadjudicated probation for any felony or crime involving moral turpitude; (v) Executive’s unlawful use (including being under the influence) or possession of illegal drugs on the Company’s (or any of its Affiliate’s) premises or while performing Executive’s duties and responsibilities for the Company; or (vi) Executive’s commission of an act of fraud, embezzlement, misappropriation, willful misconduct, or breach of fiduciary duty against the Company or any of its Affiliates. Notwithstanding the foregoing, in the case of clauses (i), (ii) and (iii) above, no Cause will have occurred unless and until the Company has: (a) provided Executive written notice describing the applicable facts and circumstances underlying such finding of Cause; and (b) provided Executive with an opportunity to cure the same within 30 days after the receipt of such notice; provided, however, that Executive shall be provided only one cure opportunity per category of Cause event in any rolling six (6) month period. If the Executive fails to cure the same within such 30 days, then “Cause” shall be deemed to have occurred as of the expiration of the 30-day cure period.

(g) “*Change in Control*” shall mean and includes each of the following: (i) a transaction or series of transactions occurring after the Effective Date whereby any “person” or related “group” of “persons” (as such terms are used in Sections

13(d) and 14(d)(2) of the Securities Exchange Act of 1934, as amended (the “*Exchange Act*”)) (other than the Company, any of its subsidiaries, an employee benefit plan maintained by the Company or any of its subsidiaries or a “person” that, prior to such transaction, directly or indirectly controls, is controlled by, or is under common control with, the Company) directly or indirectly acquires beneficial ownership (within the meaning of Rule 13d-3 under the Exchange Act) of securities of the Company possessing 30% or more of the total combined voting power of the Company’s securities outstanding immediately after such transaction; (ii) during any 12 month period, individuals who, at the beginning of such period, constitute the Board together with any new members of the Board whose election by the Board or nomination for election by the Company’s members was approved by a vote of at least two-thirds of the members of the Board then still in office who either were members of the Board at the beginning of the one- year period or whose election or nomination for election was previously so approved (other than (x) an individual whose initial assumption of office is in connection with an actual or threatened election contest relating to the election of the directors of the Company, as such terms are used in Rule 14a-11 of Regulation 14A promulgated under the Exchange Act, and (y) any member of the Board whose initial assumption of office during such 12 month period in connection with a transaction described in Section 1(g) (iii) (x) below that occurs with a non-Affiliate third party), cease for any reason to constitute a majority thereof; or (iii) the consummation by the Company (whether directly involving the Company or indirectly involving the Company through one or more intermediaries) after the Effective Date of (x) a merger, consolidation, reorganization, or business combination or (y) a sale, lease, exchange or other transfer (in one transaction or a series of transactions contemplated or arranged by any party as a single plan) of all or substantially all of the Company’s assets or (z) the acquisition of assets or stock of another entity, other than a transaction:

(a) in the case of Sections 1(g)(i) and 1(g)(iii), which results in the Company’s voting securities outstanding immediately before the transaction continuing to represent (either by remaining outstanding or by being converted into voting securities of the Company or the person that, as a result of the transaction, controls, directly or indirectly, the Company or owns, directly or indirectly, all or substantially all of the Company’s assets or otherwise succeeds to the business of the Company (the Company or such person, the “*Successor Entity*”)) directly or indirectly, more than seventy percent (70%) of the combined voting power of the Successor Entity’s outstanding voting securities immediately after the transaction, and

(b) in the case of Section 1(g)(iii), after which no person or group beneficially owns voting securities representing 30% or more of the combined voting power of the Successor Entity; provided, however, that no person or group shall be treated for purposes of this clause (b) as beneficially owning 30% or more of combined voting power of the Successor Entity solely as a result of the voting power held in the Company prior to the consummation of the transaction.

(h) “*Code*” shall mean the Internal Revenue Code of 1986, as amended, and the Treasury Regulations and other interpretive guidance thereunder.

(i) “*Good Reason*” shall mean the occurrence of any of the following events or conditions without Executive’s written consent: (i) a decrease in Executive’s Base Amount, other than a reduction in Executive’s Base Amount of less than 10% that is implemented in connection with a contemporaneous reduction in annual base salaries affecting other senior executives of the Company, (ii) a material decrease in Executive’s authority or areas of responsibility as are commensurate with such Executive’s title or position, or (iii) the relocation of Executive’s primary office to a location more than 35 miles from the Company’s then current headquarters. Executive must provide written notice to the Company of the occurrence of any of the foregoing events or conditions within ninety (90) days of the occurrence of such event or the date upon which Executive reasonably became aware that such an event or condition had occurred. The Company or any successor or Affiliate shall have a period of thirty (30) days to cure such event or condition after receipt of written notice of such event from Executive. Any voluntary termination for “Good Reason” following such thirty (30) day cure period must occur no later than the date that is one (1) year following the date notice was provided by Executive. Executive’s voluntary Separation from Service by reason of resignation from employment with the Company for Good Reason shall be treated as involuntary.

(j) “*Permanent Disability*” shall mean, at any time the Company or any of its affiliates sponsors a long-term disability plan for the Company’s employees, “disability” as defined in such long-term disability plan for the purpose of determining a participant’s eligibility for benefits, provided, however, if the long-term disability plan contains multiple definitions of disability, “Permanent Disability” shall refer to that definition of disability which, if Executive qualified for such disability benefits, would provide coverage for the longest period of time. The determination of whether Executive has a Permanent Disability shall be made by the person or persons required to make disability determinations under the long-term disability plan. At any time the Company does not sponsor a long-term disability plan for its employees, Permanent Disability shall mean Executive’s inability to perform, with or without reasonable accommodation, the essential functions of Executive’s position hereunder for a total of three months during any six-month period as a result of incapacity due to mental or physical illness as determined by a physician selected by the Company or its insurers and acceptable to Executive or Executive’s legal representative, with such agreement as to acceptability not to be unreasonably withheld or delayed. Any refusal by Executive to submit to a medical examination for the purpose of determining Permanent Disability shall be deemed to constitute conclusive evidence of Executive’s Permanent Disability.

(k) “*Pre-Change in Control Cash Severance Pay*” shall mean an amount equal to the greater of (i) [two][one and a half][one] times the Base Amount and Average Bonus Amount; and (ii) [two][one and a half][one] times the Base Amount and Bonus Amount.

(l) “*Qualifying Termination*” means (i) a termination by Executive of Executive’s employment with the Company for Good Reason or (ii) a termination by the Company of Executive’s employment with the Company without Cause. Neither a termination of Executive’s employment due to Permanent Disability nor a termination of Executive’s employment due to death shall constitute a Qualifying Termination.



(m) **“Separation from Service”** means a “separation from service” with the Company as such term is defined in Treasury Regulation Section 1.409A-1(h) and any successor provision thereto.

## 2. Severance.

(a) **Severance Upon Qualifying Termination.** If Executive has a Qualifying Termination that does not occur within two years following a Change in Control, then subject to the requirements of this Section 2 and the Executive’s continued compliance with Sections 3, 4 and 5, Executive shall be entitled to receive, in lieu of any severance payments or other severance benefits to which Executive may otherwise be entitled under any other agreement with or plan, policy or arrangement of the Company, the following payments and benefits:

(i) The Company shall pay to Executive his or her fully earned but unpaid base salary, when due, through the date of Executive’s Qualifying Termination at the rate then in effect, plus all other benefits, if any, under any Company group retirement plan, nonqualified deferred compensation plan, equity award plan or agreement, health benefits plan or other Company group benefit plan to which Executive may be entitled pursuant to the terms of such plans or agreements;

(ii) Subject to Section 2(d) and Section 6, Executive shall be entitled to receive the Pre-Change in Control Cash Severance Pay, payable in regular installments over the [24][18][12] month period following the effective date of such Qualifying Termination in accordance with the Company’s regular payroll practices;

(iii) Subject to Section 2(d) and Section 6, to the extent unpaid as of the date of the Qualifying Termination, Executive shall be entitled to receive an amount of cash equal to any annual bonus amount earned by Executive for the Company’s fiscal year prior to the fiscal year in which the Qualifying Termination occurs, paid in the fiscal year in which the Qualifying Termination occurs at the same time annual bonuses are generally paid to the Company’s executives;

(iv) Subject to Section 2(d) and Section 6, Executive shall be entitled to receive payment in an amount equal to the amount of the premiums Executive would be required to pay under the Consolidated Omnibus Budget Reconciliation Act of 1985, as amended (“**COBRA**”) (without regard to whether Executive is eligible for or elects COBRA continuation coverage) to continue Executive’s and Executive’s covered dependents’ medical, dental and vision coverage in effect on the date of Executive’s Qualifying Termination, which amount shall be calculated by multiplying the premium amount for the first month of COBRA coverage by [24][18][12] and shall be paid in a single lump sum on the First Payment Date (as defined below), except as otherwise provided in Section 11(h); and

(v) All unvested equity or equity-based awards granted to the Executive under any equity compensation plans of the Company shall be treated as provided in the documents governing such awards.

(b) **Severance Upon Qualifying Termination Occurring Within Two Years Following a Change in Control.** If Executive has a Qualifying Termination that occurs within two years following a Change in Control, then subject to the requirements of this Section 2 and, the Executive’s continued compliance with Sections 3, 4 and 5, Executive shall be entitled to receive, in lieu of any severance payments or other severance benefits to which Executive may otherwise be entitled under any other agreement with or plan, policy or arrangement of the Company, the following payments and benefits:

(i) The Company shall pay to Executive his or her fully earned but unpaid base salary, when due, through the date of Executive’s Qualifying Termination at the rate then in effect, plus all other benefits, if any, under any Company group retirement plan, nonqualified deferred compensation plan, equity award plan or agreement, health benefits plan or other Company group benefit plan to which Executive may be entitled pursuant to the terms of such plans or agreements;

(ii) Subject to Section 2(d) and Section 6, Executive shall be entitled to receive severance pay in an amount equal to [three][two] times the sum of the Base Amount and the Bonus Amount, payable in a single lump sum on the First Payment Date, except as otherwise provided in Section 11(h);

(iii) Subject to Section 2(d) and Section 6, to the extent unpaid as of the date of the Qualifying Termination, Executive shall be entitled to receive an amount of cash equal to any annual bonus amount earned by Executive for the Company’s fiscal year prior to the fiscal year in which the Qualifying Termination occurs, paid in the fiscal year in which the Qualifying Termination occurs at the same time annual bonuses are generally paid to the Company’s executives;

(iv) Subject to Section 2(d) and Section 6, Executive shall be entitled to receive payment in an amount equal to the amount of the premiums Executive would be required to pay under COBRA (without regard to whether Executive is eligible for or elects COBRA continuation coverage) to continue Executive’s and Executive’s covered dependents’ medical, dental and vision coverage in effect on the date of Executive’s Qualifying Termination, which amount shall be calculated by multiplying the premium amount for the first month of COBRA coverage by [36][24] and shall be paid in a single lump sum on the First Payment Date, except as otherwise provided in Section 11(h); and

(v) Subject to Section 2(d) and Section 6 and notwithstanding anything to the contrary in any existing equity award agreement, all unvested equity or equity-based awards granted to Executive under any equity compensation plans of the Company shall immediately become 100% vested, provided that, unless a provision more favorable to Executive is included in an applicable award agreement, any such awards that are subject to performance-based vesting conditions shall only be payable subject to the attainment of the performance measures for the applicable performance period as provided under the terms of the applicable award agreement.

(c) **Other Terminations.** Upon Executive’s termination of employment for any reason other than as set forth in Section 2(a) and Section 2(b), the Company shall not have any other or further obligations to Executive under this Agreement

(including any financial obligations) except that Executive shall be entitled to receive (i) Executive's fully earned but unpaid base salary, through the date of termination at the rate then in effect and (ii) all other amounts or benefits to which Executive is entitled under any compensation, retirement or benefit plan or practice of the Company at the time of termination in accordance with the terms of such plans or practices, including, without limitation, any continuation of benefits required by COBRA or applicable law.

(d) Release. As a condition to Executive's receipt of any amounts set forth in Section 2(a) or Section 2(b) above, Executive shall execute and not revoke a general release of all claims in favor of the Company (the "Release") in the form substantially similar to the form attached hereto as Exhibit A (and any statutorily prescribed revocation period applicable to such Release shall have expired) within the thirty (30) day period following the date of Executive's Qualifying Termination.

(e) Exclusive Remedy. Except as otherwise expressly required by law (e.g., COBRA) or as specifically provided herein, all of Executive's rights to salary, severance, benefits, bonuses and other amounts (if any) accruing after the termination of Executive's employment shall cease upon such termination. In addition, the severance payments provided for in Section 2(a) and 2(b) above are intended to be paid in lieu of any severance payments Executive may otherwise be entitled to receive under any other plan, program, policy or agreement with the Company or any of its affiliates.

(f) No Mitigation. Executive shall not be required to mitigate the amount of any payment provided for in this Section 2 by seeking other employment or otherwise, nor shall the amount of any payment or benefit provided for in this Section 2 be reduced by any compensation earned by Executive as the result of employment by another employer or self-employment or by retirement benefits; provided, however, that advances or other amounts owed by Executive to the Company may be offset by the Company against amounts payable to Executive under this Section 2 as long as such offset will not result in adverse tax consequences under Section 409A (as defined below).

(g) Return of the Company's Property. If Executive's employment is terminated for any reason, the Company shall have the right, at its option, to require Executive to vacate his or her offices prior to or on the effective date of termination and to cease all activities on the Company's behalf. Upon the termination of his or her employment in any manner, Executive shall immediately surrender to the Company all lists, books and records of, or in connection with, the Company's business, and all other property belonging to the Company, it being distinctly understood that all such lists, books and records, and other documents, are the property of the Company.

(h) Parachute Payments.

(i) It is the objective of this Agreement to maximize Executive's Net After-Tax Benefit (as defined herein) if payments or benefits provided under this Agreement are subject to excise tax under Section 4999 of the Code. Notwithstanding any other provisions of this Agreement, in the event that any payment or benefit by the Company or otherwise to or for the benefit of Executive, whether paid or payable or distributed or distributable pursuant to the terms of this Agreement or otherwise (all such payments and benefits, including the payments and benefits under Section 2(a) and Section 2(b) hereof, being hereinafter referred to as the "Total Payments"), would be subject (in whole or in part) to the excise tax imposed by Section 4999 of the Code (the "Excise Tax"), then the cash severance payments shall first be reduced, and the non-cash severance payments shall thereafter be reduced to the extent necessary so that no portion of the Total Payments shall be subject to the Excise Tax, but only if (i) the net amount of such Total Payments, as so reduced (and after subtracting the net amount of federal, state and local income taxes on such reduced Total Payments and after taking into account the phase out of itemized deductions and personal exemptions attributable to such reduced Total Payments), is greater than or equal to (ii) the net amount of such Total Payments without such reduction (but after subtracting the net amount of federal, state and local income taxes on such Total Payments and the amount of Excise Tax to which Executive would be subject in respect of such unreduced Total Payments and after taking into account the phase out of itemized deductions and personal exemptions attributable to such unreduced Total Payments).

(ii) The Total Payments shall be reduced by the Company in the following order: (i) reduction of any cash severance payments otherwise payable to Executive that are exempt from Section 409A of the Code, (ii) reduction of any other cash payments or benefits otherwise payable to Executive that are exempt from Section 409A of the Code, but excluding any payments attributable to the acceleration of vesting or payments with respect to any equity award with respect to the Company's common shares that is exempt from Section 409A of the Code, (iii) reduction of any other payments or benefits otherwise payable to Executive on a pro-rata basis or such other manner that complies with Section 409A of the Code, but excluding any payments attributable to the acceleration of vesting and payments with respect to any equity award with respect to the Company's common shares that are exempt from Section 409A of the Code, and (iv) reduction of any payments attributable to the acceleration of vesting or payments with respect to any other equity award with respect to the Company's common shares that are exempt from Section 409A of the Code.

(iii) All determinations regarding the application of this Section 2(h) shall be made by an accounting or consulting firm with experience in performing calculations regarding the applicability of Section 280G of the Code and the Excise Tax selected by the Company (“*Independent Advisors*”). For purposes of determining whether and the extent to which the Total Payments will be subject to the Excise Tax, (i) no portion of the Total Payments the receipt or enjoyment of which Executive shall have waived at such time and in such manner as not to constitute a “payment” within the meaning of Section 280G(b) of the Code shall be taken into account, (ii) no portion of the Total Payments shall be taken into account which, in the opinion of the Independent Advisors, does not constitute a “parachute payment” within the meaning of Section 280G(b)(2) of the Code (including by reason of Section 280G(b)(4)(A) of the Code) and, in calculating the Excise Tax, no portion of such Total Payments shall be taken into account which, in the opinion of Independent Advisors, constitutes reasonable compensation for services actually rendered, within the meaning of Section 280G(b)(4)(B) of the Code, in excess of the “base amount” (as defined in Section 280G(b)(3) of the Code) allocable to such reasonable compensation and (iii) the value of any non-cash benefit or any deferred payment or benefit included in the Total Payments shall be determined by the Independent Advisors in accordance with the principles of Sections 280G(d)(3) and (4) of the Code. The costs of obtaining such determination and all related fees and expenses (including related fees and expenses incurred in any later audit) shall be borne by the Company.

(iv) In the event it is later determined that a greater reduction in the Total Payments should have been made to implement the objective and intent of this Section 2(h), the excess amount shall be returned immediately by Executive to the Company.

(i) Withholding. All compensation and benefits to Executive hereunder shall be reduced by all federal, state, local and other withholdings and similar taxes and payments required by applicable law.

### 3. Restrictive Covenants.

(a) Executive acknowledges that Executive has been provided with Confidential Information (as defined below) and, during Executive’s employment with the Company, the Company from time to time will provide Executive with access to Confidential Information. In consideration for the rights provided to Executive as set forth in this Agreement, Executive’s continued employment with the Company (subject to Section 10), and the Company’s provision of Confidential Information, and Executive’s agreements regarding the use of same, in order to protect the value of any Confidential Information, the Company and Executive agree to the following provisions against unfair competition, which Executive acknowledges represent a fair balance of the Company’s rights to protect its business and Executive’s right to pursue employment:

(i) Executive shall not, at any time during the period beginning on the Effective Date and ending on the date [12][18][24]- months following the date of termination **[(which period shall end on the date 24-months following the date of termination in the event the Executive is entitled to the payments under Section 2(b))]**, directly or indirectly engage in, have any equity interest in, interview for a potential employment or consulting relationship with or manage, provide services to or operate any person, firm, corporation, partnership or business (whether as director, officer, employee, agent, representative, partner, security holder, consultant or otherwise) that engages in any business which competes with any portion of the Business (as defined below) of the Company anywhere in the world. Nothing herein shall prohibit Executive from being a passive owner of not more than 2% of the outstanding equity interest in any entity that is publicly traded, so long as Executive has no active participation in the business of such entity.

(ii) Executive shall not, at any time during the period beginning on the Effective Date and ending on the date [18][24]- months following the date of termination **[(which period shall end on the date 24-months following the date of termination in the event the Executive is entitled to the payments under Section 2(b))]**, directly or indirectly (i) solicit, divert or take away any customers, clients, or business acquisition or other business opportunity of the Company, (ii) contact or solicit, with respect to hiring, or hire any employee of the Company or any person employed by the Company at any time during the 12 month period immediately preceding the date of termination, (iii) induce or otherwise counsel, advise or encourage any employee of the Company to leave the employment of the Company, or (iv) induce any distributor, representative or agent of the Company to terminate or modify its relationship with the Company.

(b) In the event the terms of this Section 3 shall be determined by any court of competent jurisdiction to be unenforceable by reason of its extending for too great a period of time or over too great a geographical area or by reason of its being too extensive in any other respect, it will be interpreted to extend only over the maximum period of time for which it may be enforceable, over the maximum geographical area as to which it may be enforceable, or to the maximum extent in all other respects as to which it may be enforceable, all as determined by such court in such action.

(c) As used in this Section 3, (i) the term “*Company*” shall include the Company and its direct and indirect parents and subsidiaries and (ii) the term “*Business*” shall mean the business of the Company and shall include the manufacturing and sale of automotive and industrial paints, coatings and related products, as such business may be expanded or altered by the Company during the term of Executive’s employment with the Company.

(d) Executive represents that Executive’s employment by the Company does not and will not breach any agreement with any former employer, including any non-compete agreement or any agreement to keep in confidence or refrain from using information acquired by Executive prior to Executive’s employment by the Company. During Executive’s employment by the Company, Executive agrees that Executive will not violate any non-solicitation agreements that Executive entered into with any former employer or improperly make use of, or disclose, any information or trade secrets of any former employer or other third party, nor will Executive bring onto the premises of the Company or its affiliates or use any unpublished documents or any property belonging to any former employer or other third party, in violation of any lawful agreements with that former employer or third party.

#### 4. Non-disclosure of Proprietary Information

(a) Except in connection with the faithful performance of Executive's duties for the Company or pursuant to Section 4(c) and (e), Executive shall, in perpetuity, maintain in confidence and shall not directly, indirectly or otherwise, use, disseminate, disclose or publish, or use for Executive's benefit or the benefit of any person, firm, corporation or other entity (other than the Company) any confidential or proprietary information or trade secrets of or relating to the Company (including, without limitation, business plans, business strategies and methods, acquisition targets, intellectual property in the form of patents, trademarks and copyrights and applications therefor, ideas, inventions, works, discoveries, improvements, information, documents, formulae, practices, processes, methods, developments, source code, modifications, technology, techniques, data, programs, other know-how or materials, owned, developed or possessed by the Company, whether in tangible or intangible form, information with respect to the Company's operations, processes, products, inventions, business practices, finances, principals, vendors, suppliers, customers, potential customers, marketing methods, costs, prices, contractual relationships, regulatory status, prospects and compensation paid to employees or other terms of employment) (collectively, the "Confidential Information"), or deliver to any person, firm, corporation or other entity any document, record, notebook, computer program or similar repository of or containing any such Confidential Information. The Parties hereby stipulate and agree that, as between them, any item of Confidential Information is important, material and confidential and affects the successful conduct of the businesses of the Company (and any successor or assignee of the Company). Notwithstanding the foregoing, Confidential Information shall not include any information that has been published in a form generally available to the public or is publicly available or has become public knowledge prior to the date Executive proposes to disclose or use such information, provided, that such publishing or public availability or knowledge of the Confidential Information shall not have resulted from Executive directly or indirectly breaching Executive's obligations under this Section 4(a) or any other similar provision by which Executive is bound, or from any third-party breaching a provision similar to that found under this Section 4(a). For the purposes of the previous sentence, Confidential Information will not be deemed to have been published or otherwise disclosed merely because individual portions of the information have been separately published, but only if material features comprising such information have been published or become publicly available.

(b) Upon termination of Executive's employment with the Company for any reason, Executive will promptly deliver to the Company all correspondence, drawings, manuals, letters, notes, notebooks, reports, programs, plans, proposals, financial documents, or any other documents or property concerning the Company's customers, business plans, marketing strategies, products, property or processes.

(c) Executive may respond to a lawful and valid subpoena or other legal process but shall give the Company the earliest possible notice thereof, shall, as much in advance of the return date as possible, make available to the Company and its counsel the documents and other information sought and shall assist such counsel at Company's expense in resisting or otherwise responding to such process, in each case to the extent permitted by applicable laws or rules.

(d) As used in this Section 4 and Section 5, the term "Company" shall include the Company and its direct and indirect parents and subsidiaries.

(e) Nothing in this Agreement shall prohibit Executive from (i) disclosing information and documents when required by law, subpoena or court order (subject to the requirements of Section 4(c) above), (ii) prohibit Executive from reporting possible violations of federal law or regulation to any governmental agency or entity in accordance with the provisions of and rules promulgated under Section 21F of the Securities Exchange Act of 1934 or Section 806 of the Sarbanes-Oxley Act of 2002, or any other whistleblower protection provisions of state or federal law or regulation, (iii) disclosing information and documents to Executive's attorney, financial or tax adviser for the purpose of securing legal, financial or tax advice, (iv) disclosing Executive's post-employment restrictions in this Agreement in confidence to any potential new employer, or (v) retaining, at any time, Executive's personal correspondence, Executive's personal contacts and documents related to Executive's own personal benefits, entitlements and obligations.

5. Non-Disparagement. Each Party (which, in the case of the Company, shall mean its officers and the members of the Board) agrees, during Executive's employment with the Company and following the date of Executive's termination, to refrain from Disparaging (as defined below) the other Party and its Affiliates, including, in the case of the Company, any of its services, technologies or practices, or any of its directors, officers, employees, agents, representatives or members, either orally or in writing. Nothing in this paragraph shall preclude any Party from making truthful statements that are reasonably necessary to (a) comply with applicable law, regulation or legal process, (b) report possible violations of applicable law or regulation to any governmental agency or entity, including any such report made in accordance with the provisions of and rules promulgated under Section 21F of the Securities Exchange Act of 1934 or Section 806 of the Sarbanes-Oxley Act of 2002, or any other whistleblower protection provisions of state or federal law or regulation or (c) defend or enforce a Party's rights under this Agreement. For purposes of this Agreement, "Disparaging" means public remarks, comments or statements, whether written or oral, that impugn the character, integrity, reputation or abilities of the person being disparaged. Regardless of whether made publicly, "Disparaging" conduct against the Company and its Affiliates shall include communications to any customer or prospective customer, any employee or prospective employee, any supplier or prospective supplier, any service provider or prospective service provider, any lender or prospective lender and/or any prospective member of the Board.

6. Condition to Severance Obligations: Claw-back. The Company shall be entitled to cease all severance payments and benefits to Executive in the event of Executive's breach any of the provisions of Sections 3, 4, 5 or 7 or of any other non-competition, non-solicitation, non-disparagement, confidentiality, or assignment of inventions covenants contained in any other agreement between Executive and the Company, which other covenants are hereby incorporated by reference into this Agreement. All payments and benefits provided to Executive pursuant to this Agreement will be subject to any Company claw-back policy

adopted to comply with applicable laws (including the Dodd-Frank Wall Street Reform and Consumer Protection Act and any rules or regulations promulgated thereunder) and any such payments or benefits may be forfeited, adjusted or subject to recoupment as a result of the implementation of such claw-back policy.

7. Inventions. All rights to discoveries, inventions, improvements and innovations (including all data and records pertaining thereto) related to the business of the Company, whether or not patentable, copyrightable, registrable as a trademark, or reduced to writing, that Executive may discover, invent or originate during Executive's employment with the Company, either alone or with others and whether or not during working hours or by the use of the facilities of the Company ("**Inventions**"), shall be the exclusive property of the Company. Executive shall promptly disclose all Inventions to the Company, shall execute at the request of the Company any assignments or other documents the Company may deem reasonably necessary to protect or perfect its rights therein, and shall assist the Company, upon reasonable request and at the Company's expense, in obtaining, defending and enforcing the Company's rights therein. Executive hereby appoints the Company as Executive's attorney-in fact to execute on Executive's behalf any assignments or other documents reasonably deemed necessary by the Company to protect or perfect its rights to any Inventions.

8. Injunctive Relief. It is recognized and acknowledged by Executive that a breach of the covenants contained in Sections 3, 4, 5 and 7 will cause irreparable damage to Company and its goodwill, the exact amount of which will be difficult or impossible to ascertain, and that the remedies at law for any such breach will be inadequate. Accordingly, Executive agrees that in the event of a breach of any of the covenants contained in Sections 3, 4, 5 and 7, in addition to any other remedy which may be available at law or in equity, the Company will be entitled to specific performance and injunctive relief without the requirement to post bond.

9. Agreement to Arbitrate. Any controversy, claim or dispute arising out of or relating to this Agreement, shall be settled solely and exclusively by a binding arbitration process administered by JAMS/Endispute in Philadelphia, Pennsylvania. Such arbitration shall be conducted in accordance with the then-existing JAMS/Endispute Rules of Practice and Procedure, with the following exceptions if in conflict: (a) one arbitrator who is a retired judge shall be chosen by JAMS/Endispute; (b) each Party to the arbitration will pay one-half of the expenses and fees of the arbitrator, together with other expenses of the arbitration incurred or approved by the arbitrator; and (c) arbitration may proceed in the absence of any Party if written notice (pursuant to the JAMS/Endispute rules and regulations) of the proceedings has been given to such Party. The Company shall pay its attorney's fees and expenses and, unless the Arbitrator determines that Executive's claim or defense was frivolous or without merit, Executive's attorney's fees and expenses incurred in connection with any controversy, claim or dispute arising out of or relating to this Agreement. The Parties agree to abide by all decisions and awards rendered in such proceedings. Such decisions and awards rendered by the arbitrator shall be final and conclusive. All such controversies, claims or disputes shall be settled in this manner in lieu of any action at law or equity; provided, however, that nothing in this subsection shall be construed as precluding the bringing an action for injunctive relief or specific performance as provided in this Agreement. This dispute resolution process and any arbitration hereunder shall be confidential and neither any Party nor the neutral arbitrator shall disclose the existence, contents or results of such process without the prior written consent of all Parties, except where necessary or compelled in a Court to enforce this arbitration provision or an award from such arbitration or otherwise in a legal proceeding. If JAMS/Endispute no longer exists or is otherwise unavailable, the Parties agree that the American Arbitration Association ("**AAA**") shall administer the arbitration in accordance with its then-existing rules as modified by this subsection. In such event, all references herein to JAMS/Endispute shall mean AAA. Notwithstanding the foregoing, Executive and the Company each have the right to resolve any issue or dispute over intellectual property rights by Court action instead of arbitration.

10. At-Will Employment Relationship. Executive's employment with the Company is at-will and not for any specified period and may be terminated at any time, with or without Cause or advance notice, by either Executive or the Company. Any change to the at-will employment relationship must be by specific, written agreement signed by Executive and an authorized representative of the Company. Nothing in this Agreement is intended to or should be construed to contradict, modify or alter this at-will relationship. Upon termination of Executive's employment for any reason, Executive shall be deemed to have resigned from all offices and directorships, if any, then held with the Company or any of its Affiliates. This Agreement may not be modified, amended, or terminated except by an instrument in writing, signed by Executive and a duly authorized officer of the Company.

#### 11. General Provisions.

(a) Successors and Assigns. The rights of the Company under this Agreement may, without the consent of Executive, be assigned by the Company, in its sole and unfettered discretion, to any person, firm, corporation or other business entity which at any time, whether by purchase, merger or otherwise, directly or indirectly, acquires all or substantially all of the assets or business of the Company. The Company will require any successor (whether direct or indirect, by purchase, merger or otherwise) to all or substantially all of the business or assets of the Company expressly to assume and to agree to perform this Agreement in the same manner and to the same extent that the Company would be required to perform it if no such succession had taken place. The failure of any such successor to so assume this Agreement shall constitute a material breach of this Agreement by the Company. As used in this Agreement, the "**Company**" shall mean the Company as hereinbefore defined and any successor to its business and/or assets as aforesaid which assumes and agrees to perform this Agreement by operation of law or otherwise. Executive shall not be entitled to assign any of Executive's rights or obligations under this Agreement. This Agreement shall inure to the benefit of and be enforceable by Executive's personal or legal representatives, executors, administrators, successors, heirs, distributees, devisees and legatees.

(b) Severability. In the event any provision of this Agreement is found to be unenforceable by an arbitrator or court of competent jurisdiction, such provision shall be deemed modified to the extent necessary to allow enforceability of the provision as so limited, it being intended that the Parties shall receive the benefit contemplated herein to the fullest extent permitted

by law. If a deemed modification is not satisfactory in the judgment of such arbitrator or court, the unenforceable provision shall be deemed deleted, and the validity and enforceability of the remaining provisions shall not be affected thereby.

(c) Interpretation; Construction. The headings set forth in this Agreement are for convenience only and shall not be used in interpreting this Agreement. This Agreement has been drafted by legal counsel representing the Company, but Executive has participated in the negotiation of its terms. Furthermore, Executive acknowledges that Executive has had an opportunity to review and revise the Agreement and, therefore, the normal rule of construction to the effect that any ambiguities are to be resolved against the drafting party shall not be employed in the interpretation of this Agreement. Either Party's failure to enforce any provision of this Agreement shall not in any way be construed as a waiver of any such provision, or prevent that Party thereafter from enforcing each and every other provision of this Agreement.

(d) Governing Law and Venue. This Agreement will be governed by and construed in accordance with the laws of the United States and the Commonwealth of Pennsylvania applicable to contracts made and to be performed wholly within such State, and without regard to the conflicts of laws principles thereof. Any suit brought hereon shall be brought in the state or federal courts sitting in Philadelphia, Pennsylvania, the Parties hereby waiving any claim or defense that such forum is not convenient or proper. Each Party hereby agrees that any such court shall have in personam jurisdiction over it and consents to service of process in any manner authorized by Pennsylvania law.

(e) Notices. Any notice required or permitted by this Agreement shall be in writing and shall be delivered as follows with notice deemed given as indicated: (a) by personal delivery when delivered personally; (b) by overnight courier upon written verification of receipt; (c) by telecopy or facsimile transmission upon acknowledgment of receipt of electronic transmission; or (d) by certified or registered mail, return receipt requested, upon verification of receipt. Notice shall be sent to Executive at the address set forth below and to the Company at its principal place of business, or such other address as either Party may specify in writing.

(f) Survival. All Sections of this Agreement shall survive termination of Executive's employment with the Company, except Section 10.

(g) Entire Agreement. This Agreement and any covenants and agreements incorporated herein by reference as set forth in Section 6 as well as any schedules or exhibits hereto together constitute the entire agreement between the Parties in respect of the subject matter contained herein and therein and supersede all prior or simultaneous representations, discussions, negotiations, and agreements, whether written or oral, including that certain employment agreement between the Company and the Executive, dated as of (the "**Employment Agreement**"). For the avoidance of doubt, the Employment Agreement became null and void on the Original Effective Date. No oral waiver, amendment or modification will be effective under any circumstances whatsoever.

(h) Code Section 409A.

(i) The intent of the Parties is that the payments and benefits under this Agreement comply with or be exempt from Section 409A of the Internal Revenue Code of 1986, as amended, and the regulations and guidance promulgated thereunder (collectively, "**Section 409A**") and, accordingly, to the maximum extent permitted, this Agreement shall be interpreted to be in compliance therewith.

(ii) Notwithstanding anything in this Agreement to the contrary, to the extent required to ensure that any compensation or benefits payable under this Agreement to Executive that is designated under this Agreement as payable upon Executive's termination of employment comply with or satisfy an exemption from Section 409A of the Code, such compensation and benefits shall be payable only upon Executive's "separation from service" with the Company within the meaning of Section 409A (a "**Separation from Service**") and, except as provided below, any such compensation or benefits shall not be paid, or, in the case of installments, shall not commence payment, until the thirtieth (30th) day following Executive's Separation from Service (the "**First Payment Date**"). Any installment payments that would have been made to Executive during the thirty (30) day period immediately following Executive's Separation from Service but for the preceding sentence shall be paid to Executive on the First Payment Date and the remaining payments shall be made as provided in this Agreement.

(iii) Notwithstanding anything in this Agreement to the contrary, if Executive is deemed by the Company at the time of Executive's Separation from Service to be a "specified employee" for purposes of Section 409A, to the extent delayed commencement of any portion of the benefits to which Executive is entitled under this Agreement is required in order to avoid a prohibited distribution under Section 409A, such portion of Executive's benefits shall not be provided to Executive prior to the earlier of (i) the expiration of the six-month period measured from the date of Executive's Separation from Service with the Company or (ii) the date of Executive's death. Upon the first business day following the expiration of the applicable Section 409A period, all payments deferred pursuant to the preceding sentence shall be paid in a lump sum to Executive (or Executive's estate or beneficiaries), and any remaining payments due to Executive under this Agreement shall be paid as otherwise provided herein.

(iv) Executive's right to receive any installment payments under this Agreement shall be treated as a right to receive a series of separate payments and, accordingly, each such installment payment shall at all times be considered a separate and distinct payment as permitted under Section 409A. Except as otherwise permitted under Section 409A, no payment hereunder shall be accelerated or deferred unless such acceleration or deferral would not result in additional tax or interest pursuant to Section 409A.

(v) To the extent that any reimbursements under this Agreement are subject to Section 409A, any such reimbursements payable to Executive shall be paid to Executive no later than December 31 of the year following the year in which the expense was incurred; provided, that Executive submits Executive's reimbursement request promptly following the date the expense is incurred, the amount of expenses reimbursed in one year and the amount of in-kind benefits provided in one year shall not affect the amount eligible for reimbursement or in-kind benefits to be provided in any subsequent year, other than medical expenses referred to in Section 105(b) of the Code, and Executive's right to reimbursement or in-kind benefits under this Agreement will not be subject to liquidation or exchange for another benefit.

Notwithstanding anything in this Agreement to the contrary, in the event any portion of Executive's cash severance payable pursuant to Section 2 did not satisfy an exemption from Section 409A prior to the Original Effective Date and does not satisfy an exemption from Section 409A at the time of Executive's Qualifying Termination, then the timing of such portion of the cash severance that remains subject to Section 409A shall be paid in accordance with the payment timing provisions set forth in the Employment Agreement. In addition, in the event a Change in Control does not constitute a "change in control event" as defined in Treasury Regulation Section 1.409A-3(i)(5), any portion of Executive's cash severance payable pursuant to Section 2(b) that does not satisfy an exemption from Section 409A shall be paid at the same time and in the same manner as the related cash severance would have been paid under Section 2(a).

(i) Administration. This Agreement shall be interpreted and administered by the Board or a committee thereof to which the Board may delegate such function (the "Committee"). The Board or the Committee shall have the exclusive power, subject to and within the limitations of the express provisions of this Agreement, to interpret this Agreement and to make factual findings and determinations and take such action in connection with the Agreement as it, in its sole discretion, deems appropriate. The Board's or the Committee's determination shall be binding and conclusive on all Parties, and the Board or the Committee shall not be liable for any action or determination made in good faith with respect to this Agreement.

(j) Source of Funds. Cash amounts payable to Executive under this Agreement shall be from the general funds of Axalta U.S. and Axalta U.S. shall be the primary obligor with respect to cash amounts payable to Executive under this Agreement. Executive's rights to unpaid amounts under this Agreement shall be solely those of an unsecured creditor of Axalta U.S.

(k) Expense Reimbursements. Notwithstanding anything to the contrary herein, in connection with Executive's termination of employment under this Agreement, the Company shall reimburse Executive for all reasonable travel and other expenses incurred prior to such termination of employment under the Company's expense reimbursement policy in connection with Executive's performance of duties to the Company.

(l) Consultation with Legal and Financial Advisors. By executing this Agreement, Executive acknowledges that this Agreement confers significant legal rights, and may also involve the waiver of rights under other agreements; that the Company has encouraged Executive to consult with Executive's personal legal and financial advisors; and that Executive has had adequate time to consult with Executive's advisors before executing this Agreement.

(m) Counterparts. This Agreement may be executed in multiple counterparts, each of which shall be deemed an original but all of which together shall constitute one and the same instrument.

(Signature Page Follows)

THE FOLLOWING PERSONS HAVE READ THE FOREGOING AGREEMENT AND FULLY UNDERSTAND EACH AND EVERY PROVISION CONTAINED HEREIN. WHEREFORE, THE FOLLOWING PERSONS HAVE EXECUTED THIS AGREEMENT ON THE DATES SHOWN BELOW.

**Executive**

Dated: By:

Name: Title:

**Axalta Coating Systems, Ltd.**

Dated: By:

Name: Title:

**Axalta Coating Systems, LLC**

Dated: By:

Name: Title:

**For purposes of terminating the Employment Agreement:  
Axalta Coating Systems U.S., Inc.**

Dated: By:

Name: Title:



**EXHIBIT A**

**GENERAL RELEASE OF CLAIMS**

*[The language in this Release may change based on legal developments and evolving best practices; this form is provided as an example of what will be included in the final Release document.]*

**Separation Agreement and Release**

This Separation Agreement and Release (“Agreement”) is made by and between (“Executive”) and Axalta Coating Systems Ltd., a Bermuda exempted limited liability company (the “Company” and as the context requires the Company shall include the Company’s subsidiaries) (collectively, referred to as the “Parties” or individually referred to as a “Party”). Capitalized terms used but not defined in this Agreement shall have the meanings set forth in the Executive Agreement (as defined below).

WHEREAS, the Parties have previously entered into that certain Second Amended and Restated Executive Restrictive Covenant and Severance Agreement, dated as of February 20, 2018 (the “Executive Agreement”); and

WHEREAS, in connection with Executive’s termination of employment with the Company or a subsidiary or affiliate of the Company effective , 20 , the Parties wish to resolve any and all disputes, claims, complaints, grievances, charges, actions, petitions, and demands that Executive may have against the Company and any of the Releasees as defined below, including, but not limited to, any and all claims arising out of or in any way related to Executive’s employment with or separation from the Company or its subsidiaries or affiliates but, for the avoidance of doubt, nothing herein will be deemed to release any rights or remedies in connection with Executive’s ownership of vested equity securities of the Company or Executive’s right to indemnification by the Company or any of its affiliates pursuant to contract or applicable law (collectively, the “Retained Claims”).

NOW, THEREFORE, in consideration of the severance payments described in Section 2 of the Executive Agreement, which, pursuant to the Executive Agreement, are conditioned on Executive’s execution and non-revocation of this Agreement, and in consideration of the mutual promises made herein, the Company and Executive hereby agree as follows:

1. **Severance Payments: Salary and Benefits.** The Company agrees to provide Executive with the severance payments and benefits described in Section **[2(a)/2(b)]** of the Executive Agreement, payable at the times set forth in, and subject to the terms and conditions of, the Executive Agreement. In addition, to the extent not already paid, and subject to the terms and conditions of the Executive Agreement, the Company shall pay or provide to Executive all other payments or benefits described in Section **[2(a)/2(b)]** of the Executive Agreement, subject to and in accordance with the terms thereof.

2. **Release of Claims.** Executive agrees that, other than with respect to the Retained Claims, the foregoing consideration represents settlement in full of all outstanding obligations owed to Executive by the Company any of its Affiliates, and any of their current and former officers, directors, equity holders, managers, employees, agents, investors, attorneys, shareholders, members, administrators, affiliates, benefit plans, plan administrators, insurers, trustees, divisions, and subsidiaries and predecessor and successor corporations and assigns (collectively, the “Releasees”). Executive, on his own behalf and on behalf of any of Executive’s affiliated companies or entities and any of their respective heirs, family members, executors, agents, and assigns, other than with respect to the Retained Claims, hereby and forever releases the Releasees from, and agrees not to sue concerning, or in any manner to institute, prosecute, or pursue, any claim, complaint, charge, duty, obligation, or cause of action relating to any matters of any kind, whether presently known or unknown, suspected or unsuspected, that Executive may possess against any of the Releasees arising from any omissions, acts, facts, or damages that have occurred up until and including the Effective Date of this Agreement (as defined in Section 7 below), including, without limitation:

(a) any and all claims relating to or arising from Executive’s employment or service relationship with the Company or any of its direct or indirect subsidiaries or affiliates and the termination of that relationship;

(b) any and all claims relating to, or arising from, Executive’s right to purchase, or actual purchase of any common shares or other equity interests of the Company or any of its affiliates, including, without limitation, any claims for fraud, misrepresentation, breach of fiduciary duty, breach of duty under applicable state corporate law, and securities fraud under any state or federal law;

(c) any and all claims for wrongful discharge of employment; termination in violation of public policy; discrimination; harassment; retaliation; breach of contract, both express and implied; breach of covenant of good faith and fair dealing, both express and implied; promissory estoppel; negligent or intentional infliction of emotional distress; fraud; negligent or intentional misrepresentation; negligent or intentional interference with contract or prospective economic advantage; unfair business practices; defamation; libel; slander; negligence; personal injury; assault; battery; invasion of privacy; false imprisonment; conversion; and disability benefits;

(d) any and all claims for violation of any federal, state, or municipal statute, including, but not limited to, Title VII of the Civil Rights Act of 1964; the Civil Rights Act of 1991; the Rehabilitation Act of 1973; the Americans with Disabilities Act of 1990; the Equal Pay Act; the Fair Credit Reporting Act; the Age Discrimination in Employment Act of 1967; the Older Workers Benefit Protection Act; the Employee Retirement Income Security Act of 1974; the Worker Adjustment and Retraining Notification Act; the Family and Medical Leave Act; and the Sarbanes-Oxley Act of 2002;

(e) any and all claims for violation of the federal or any state constitution;

(f) any and all claims arising out of any other laws and regulations relating to employment or employment discrimination;

(g) any claim for any loss, cost, damage, or expense arising out of any dispute over the non-withholding or other tax treatment of any of the proceeds received by Executive as a result of this Agreement; and

(h) any and all claims for attorneys' fees and costs.

Executive agrees that the release set forth in this section shall be and remain in effect in all respects as a complete general release as to the matters released. This release does not release claims that cannot be released as a matter of law, including, but not limited to, Executive's right to file a charge with or participate in a charge by the Equal Employment Opportunity Commission, or any other local, state, or federal administrative body or government agency that is authorized to enforce or administer laws related to employment, against the Company (with the understanding that Executive's release of claims herein bars Executive from recovering such monetary relief from the Company or any Releasee), claims for unemployment compensation or any state disability insurance benefits pursuant to the terms of applicable state law, claims to continued participation in certain of the Company's group benefit plans pursuant to the terms and conditions of COBRA, claims to any benefit entitlements vested as the date of separation of Executive's employment, pursuant to written terms of any employee benefit plan of the Company or its affiliates and Executive's right under applicable law and any Retained Claims. This release further does not release claims for breach of Section [2(a)/2(b)] of the Executive Agreement.

3. Acknowledgment of Waiver of Claims under ADEA. Executive understands and acknowledges that Executive is waiving and releasing any rights Executive may have under the Age Discrimination in Employment Act of 1967 ("ADEA"), and that this waiver and release is knowing and voluntary. Executive understands and agrees that this waiver and release does not apply to any rights or claims that may arise under the ADEA after the Effective Date of this Agreement. Executive understands and acknowledges that the consideration given for this waiver and release is in addition to anything of value to which Executive was already entitled. Executive further understands and acknowledges that Executive has been advised by this writing that: (a) Executive should consult with an attorney prior to executing this Agreement; (b) Executive has 21 days within which to consider this Agreement; (c) Executive has 7 days following Executive's execution of this Agreement to revoke this Agreement pursuant to written notice to the General Counsel of the Company; (d) this Agreement shall not be effective until after the revocation period has expired; and (e) nothing in this Agreement prevents or precludes Executive from challenging or seeking a determination in good faith of the validity of this waiver under the ADEA, nor does it impose any condition precedent, penalties, or costs for doing so, unless specifically authorized by federal law. In the event Executive signs this Agreement and returns it to the Company in less than the 21 day period identified above, Executive hereby acknowledges that Executive has freely and voluntarily chosen to waive the time period allotted for considering this Agreement.

4. Severability. In the event that any provision or any portion of any provision hereof or any surviving agreement made a part hereof becomes or is declared by a court of competent jurisdiction or arbitrator to be illegal, unenforceable, or void, this Agreement shall continue in full force and effect without said provision or portion of provision.

5. No Oral Modification. This Agreement may only be amended in a writing signed by Executive and a duly authorized officer of the Company.

6. Governing Law; Dispute Resolution. This Agreement shall be subject to the provisions of Section 9 and Sections 11(d), and (e) of the Executive Agreement.

7. Effective Date. If Executive has attained or is over the age of 40 as of the date of Executive's termination of employment, then each Party has seven days after that Party signs this Agreement to revoke it and this Agreement will become effective on the eighth day after Executive signed this Agreement, so long as it has been signed by the Parties and has not been revoked by either Party before that date (the "Effective Date"). If Executive has not attained the age of 40 as of the date of Executive's termination of employment, then the "Effective Date" shall be the date on which Executive signs this Agreement.

8. Voluntary Execution of Agreement. Executive understands and agrees that Executive executed this Agreement voluntarily, without any duress or undue influence on the part or behalf of the Company or any third party, with the full intent of releasing all of Executive's claims against the Company and any of the other Releasees. Executive acknowledges that: (a) Executive has read this Agreement; (b) Executive has not relied upon any representations or statements made by the Company that are not specifically set forth in this Agreement; (c) Executive has been represented in the preparation, negotiation, and execution of this Agreement by legal counsel of his own choice or has elected not to retain legal counsel; (d) Executive understands the terms and consequences of this Agreement and of the releases it contains; and (e) Executive is fully aware of the legal and binding effect of this Agreement.

IN WITNESS WHEREOF, the Parties have executed this Agreement on the respective dates set forth below. Dated: EXECUTIVE

COMPANY

Dated:

By:

Name:

Title:

## Subsidiaries of the Registrant

Axalta Coating Systems Belgium BVBA	Belgium
Axalta Coating Systems Bermuda Co., Ltd.	Bermuda
Axalta Coating Systems Deutschland Holding GmbH & Co. KG	Germany
Axalta Coating Systems Dutch Holding A B.V.	Netherlands
Axalta Coating Systems Dutch Holding B B.V.	Netherlands
Axalta Coating Systems Finance 1 S.a.r.l.	Luxembourg
Axalta Coating Systems Finance 2 S.a.r.l.	Luxembourg
Axalta Coating Systems Germany GmbH & Co. KG	Germany
Axalta Coating Systems Ireland Limited	Ireland
Axalta Coating Systems Luxembourg Holding 2 S.a.r.l.	Luxembourg
Axalta Coating Systems Luxembourg Holding S.a.r.l.	Luxembourg
Axalta Coating Systems Luxembourg Top S.a.r.l.	Luxembourg
Axalta Coating Systems U.S. Holdings, Inc.	Delaware (USA)
Axalta Coating Systems U.S. Inc.	Delaware (USA)
Axalta Coating Systems UK Holding Ltd.	United Kingdom
Axalta Coating Systems, LLC	Delaware (USA)

**CONSENT OF INDEPENDENT REGISTERED PUBLIC ACCOUNTING FIRM**

We hereby consent to the incorporation by reference in the Registration Statement on Form S-8 (No. 333-200229) and Form S-3 (No. 333-211556) of Axalta Coating Systems Ltd. of our report dated February 22, 2018 relating to the consolidated financial statements, financial statement schedule and the effectiveness of internal control over financial reporting, which appears in this Form 10-K.

/s/ PricewaterhouseCoopers LLP  
Philadelphia, Pennsylvania  
February 22, 2018

**CERTIFICATION OF CHIEF EXECUTIVE OFFICER**

I, Charles W. Shaver, certify that:

1. I have reviewed this annual report on Form 10-K of Axalta Coating Systems Ltd.;
2. Based on my knowledge, this report does not contain any untrue statement of a material fact or omit to state a material fact necessary to make the statements made, in light of the circumstances under which such statements were made, not misleading with respect to the period covered by this report;
3. Based on my knowledge, the financial statements, and other financial information included in this report, fairly present in all material respects the financial condition, results of operations and cash flows of the registrant as of, and for, the periods presented in this report;
4. The registrant's other certifying officer and I are responsible for establishing and maintaining disclosure controls and procedures (as defined in Exchange Act Rules 13a-15(e) and 15d-15(e)) and internal control over financial reporting (as defined in Exchange Act Rules 13a-15(f) and 15d-15(f)) for the registrant and have:
  - (a) Designed such disclosure controls and procedures, or caused such disclosure controls and procedures to be designed under our supervision, to ensure that material information relating to the registrant, including its consolidated subsidiaries, is made known to us by others within those entities, particularly during the period in which this report is being prepared;
  - (b) Designed such internal control over financial reporting, or caused such internal control over financial reporting to be designed under our supervision, to provide reasonable assurance regarding the reliability of financial reporting and the preparation of financial statements for external purposes in accordance with generally accepted accounting principles;
  - (c) Evaluated the effectiveness of the registrant's disclosure controls and procedures and presented in this report our conclusions about the effectiveness of the disclosure controls and procedures, as of the end of the period covered by this report based on such evaluation; and
  - (d) Disclosed in this report any change in the registrant's internal control over financial reporting that occurred during the registrant's most recent fiscal quarter (the registrant's fourth fiscal quarter in the case of an annual report) that has materially affected, or is reasonably likely to materially affect, the registrant's internal control over financial reporting; and
5. The registrant's other certifying officer and I have disclosed, based on our most recent evaluation of internal control over financial reporting, to the registrant's auditors and the audit committee of the registrant's board of directors (or persons performing the equivalent functions):
  - (a) All significant deficiencies and material weaknesses in the design or operation of internal control over financial reporting which are reasonably likely to adversely affect the registrant's ability to record, process, summarize and report financial information; and
  - (b) Any fraud, whether or not material, that involves management or other employees who have a significant role in the registrant's internal control over financial reporting.

Date: February 22, 2018

By: /s/ Charles W. Shaver  
Name: Charles W. Shaver  
Title: Chairman of the Board and Chief Executive Officer

## CERTIFICATION OF CHIEF FINANCIAL OFFICER

I, Robert W. Bryant, certify that:

1. I have reviewed this annual report on Form 10-K of Axalta Coating Systems Ltd.;
2. Based on my knowledge, this report does not contain any untrue statement of a material fact or omit to state a material fact necessary to make the statements made, in light of the circumstances under which such statements were made, not misleading with respect to the period covered by this report;
3. Based on my knowledge, the financial statements, and other financial information included in this report, fairly present in all material respects the financial condition, results of operations and cash flows of the registrant as of, and for, the periods presented in this report;
4. The registrant's other certifying officer and I are responsible for establishing and maintaining disclosure controls and procedures (as defined in Exchange Act Rules 13a-15(e) and 15d-15(e)) and internal control over financial reporting (as defined in Exchange Act Rules 13a-15(f) and 15d-15(f)) for the registrant and have:
  - (a) Designed such disclosure controls and procedures, or caused such disclosure controls and procedures to be designed under our supervision, to ensure that material information relating to the registrant, including its consolidated subsidiaries, is made known to us by others within those entities, particularly during the period in which this report is being prepared;
  - (b) Designed such internal control over financial reporting, or caused such internal control over financial reporting to be designed under our supervision, to provide reasonable assurance regarding the reliability of financial reporting and the preparation of financial statements for external purposes in accordance with generally accepted accounting principles;
  - (c) Evaluated the effectiveness of the registrant's disclosure controls and procedures and presented in this report our conclusions about the effectiveness of the disclosure controls and procedures, as of the end of the period covered by this report based on such evaluation; and
  - (d) Disclosed in this report any change in the registrant's internal control over financial reporting that occurred during the registrant's most recent fiscal quarter (the registrant's fourth fiscal quarter in the case of an annual report) that has materially affected, or is reasonably likely to materially affect, the registrant's internal control over financial reporting; and
5. The registrant's other certifying officer and I have disclosed, based on our most recent evaluation of internal control over financial reporting, to the registrant's auditors and the audit committee of the registrant's board of directors (or persons performing the equivalent functions):
  - (a) All significant deficiencies and material weaknesses in the design or operation of internal control over financial reporting which are reasonably likely to adversely affect the registrant's ability to record, process, summarize and report financial information; and
  - (b) Any fraud, whether or not material, that involves management or other employees who have a significant role in the registrant's internal control over financial reporting.

Date: February 22, 2018

By: /s/ Robert W. Bryant  
Name: Robert W. Bryant  
Title: Executive Vice President and Chief Financial Officer

**Certification of CEO Pursuant to 18 U.S.C. Section 1350,  
As Adopted Pursuant to Section 906 of the Sarbanes-Oxley Act of 2002**

I, Charles W. Shaver, Chairman of the Board and Chief Executive Officer of AXALTA COATING SYSTEMS LTD, certify, pursuant to Section 906 of the Sarbanes-Oxley Act of 2002, 18 U.S.C. Section 1350, that:

- (1) The Annual Report on Form 10-K of the Company for the annual period ended December 31, 2017 fully complies with the requirements of Section 13(a) of the Securities Exchange Act of 1934 (15 U.S.C. 78m); and
- (2) The information contained in the Report fairly presents, in all material respects, the financial condition and results of operations of the Company.

Date: February 22, 2018

By: /s/ Charles W. Shaver  
Name: Charles W. Shaver  
Title: Chairman of the Board and Chief Executive Officer

This certification accompanies this report pursuant to Section 906 of the Sarbanes-Oxley Act of 2002 and shall not be deemed filed by the Company for purposes of Section 18 of the Securities Exchange Act of 1934, as amended or otherwise subject to liability pursuant to that section. The certification shall not be deemed to be incorporated by reference into any filing under the Securities Act or the Exchange Act, except to the extent that the Company specifically incorporates it by reference.

A signed original of this written statement required by Section 906 has been provided to the Company and will be retained by the Company and furnished to the Securities and Exchange Commission or its staff upon request.



**Certification of CFO Pursuant to 18 U.S.C. Section 1350,  
As Adopted Pursuant to Section 906 of the Sarbanes-Oxley Act of 2002**

I, Robert W. Bryant, Executive Vice President and Chief Financial Officer of AXALTA COATING SYSTEMS LTD, certify, pursuant to Section 906 of the Sarbanes-Oxley Act of 2002, 18 U.S.C. Section 1350, that:

- (1) The Annual Report on Form 10-K of the Company for the annual period ended December 31, 2017 fully complies with the requirements of Section 13(a) of the Securities Exchange Act of 1934 (15 U.S.C. 78m); and
- (2) The information contained in the Report fairly presents, in all material respects, the financial condition and results of operations of the Company.

Date: February 22, 2018

By: /s/ Robert W. Bryant  
Name: Robert W. Bryant  
Title: Executive Vice President and Chief Financial Officer

This certification accompanies this report pursuant to Section 906 of the Sarbanes-Oxley Act of 2002 and shall not be deemed filed by the Company for purposes of Section 18 of the Securities Exchange Act of 1934, as amended or otherwise subject to liability pursuant to that section. The certification shall not be deemed to be incorporated by reference into any filing under the Securities Act or the Exchange Act, except to the extent that the Company specifically incorporates it by reference.

A signed original of this written statement required by Section 906 has been provided to the Company and will be retained by the Company and furnished to the Securities and Exchange Commission or its staff upon request.